

Annexure - VI (Colly.)

1	Name of the Company:	HSB CORPORATE CONSULTANTS PRIVATE LIMITED			
2	CIN:	U74120UP2013PTC054821			
3	Class of Security:	Equity			
4	ISIN:	INE100W01014			
5	Share Holding Pattern filed under Regulation 31(1)(b) as on:	November 22, 2019 (Pre-Amalgamation)			
6	Declaration: Entity is required to submit the following declaration to the extent of submission of information:-				
	Particulars	Yes/No	Promoter and Promoter Group	Public Shareholding	Non Promoter - Non Public
	1. Whether the Listed Entity has issued any partly paid up shares?	No			
	2. Whether the Listed Entity has issued any Convertible Securities?	No			
	3. Whether the Listed Entity has issued any Warrants ?	No			
	4. Whether the Listed Entity has any shares against which depository receipt are issued?	No			
	5. Whether the Listed Entity has any shares in locked-in?	No			
	6. Whether any shares held by promoters are pledge or otherwise encumbered?	No			
	7. Whether company has equity shares with differential voting rights?	No			
	8. Whether the listed entity has any significant beneficial owner?	No			
7	The tabular format for disclosure of holding of specified securities is as follows:				

Notes: 1. In accordance with the Composite Scheme of Arrangement, HSB Corporate Consultants Private Limited will be merged with Jubilant Life Sciences Limited. Therefore, Post Scheme Shareholding Pattern is not applicable.
2. HSB Corporate Consultants Private Limited is an unlisted company.

HSB Corporate Consultants Pvt. Ltd.

Authorised Signatory

Table I - Summary Statement holding of specified securities																				
Category (I)	Category of shareholder (II)	Nos. of shareholders (III)	No. of fully paid up equity shares held (IV)	No. of Partly paid-up equity shares held (V)	No. of shares underlying Depository Receipts (VI)	Total nos. shares held (VII) = (IV)+(V)+ (VI)	Shareholding as a % of total no. of shares (calculated as per SCRR, 1957) (VIII) As a % of (A+B+C2)	Number of Voting Rights held in each class of securities (IX)			No. of Shares Underlying Outstanding convertible securities (X)	No. of Shares Underlying Outstanding Warrants (XI)	No. Of Shares Underlying Outstanding convertible securities and No. Of Warrants (Xi) (a)	Shareholding, as a % assuming full conversion of convertible securities (as a percentage of diluted share capital) (XI)= (VII)+(X) As a % of (A+B+C2)	Number of Locked in shares (XII)		Number of Shares pledged or otherwise encumbered (XIII)		Number of equity shares held in dematerialized form (XIV)	
								No of Voting Rights		Total as a % of (A+B+ C)					No. (a)	As a % of total Shares held (b)	No. (a)	As a % of total Shares held (b)		
								Class eg: X	Class eg:y											Total
(A)	Promoter & Promoter Group	2	10000	0	0	10000	100.00	10000	0	10000	100.00	0	0	0	100.00	0	0.00	0	0.00	10000
(B)	Public	0	0	0	0	0	0.00	0	0	0	0.00	0	0	0	0.00	0	0.00	0	0.000	0
(C)	Non Promoter - Non Public	0	0	0	0	0	0.00	0	0	0	0.00	0	0	0	0.00	0	0.00	0	0.000	0
(C1)	Shares underlying DRs	0	0	0	0	0	0.00	0	0	0	0.00	0	0	0	0.00	0	0.00	0	0.000	0
(C2)	Shares held by Employee Trusts	0	0	0	0	0	0.00	0	0	0	0.00	0	0	0	0.00	0	0.00	0	0.000	0
	Total	2	10000	0	0	10000	100.00	10000	0	10000	100.00	0	0	0	100.00	0	0.00	0	0.00	10000

HSB Corporate Consultants Pvt. Ltd.

Authorised Signatory

A Table II - Statement showing shareholding pattern of the Promoter and Promoter Group																				
Sr. No.	Category & Name of the Shareholders (I)	No. of shareholder (III)	No. of fully paid up equity shares held (IV)	Partly paid- up equity shares held (V)	Nos. of shares underlying Depository Receipts (VI)	Total nos. shares held (VII = IV+V+VI)	Shareholding as a % of total no. of shares (calculated as per SCRR, 1957) (VIII) As a % of (A+B+C2)	Number of Voting Rights held in each class of securities (IX)				No. of Shares Underlying Outstanding convertible securities (X)	No. of Shares Underlying Outstanding Warrants (Xi)	No. Of Shares Underlying Outstanding convertible securities and No. Of Warrants (Xi) (a)	Shareholding, as a % assuming full conversion of convertible securities (as a percentage of diluted share capital) (XI) = (VII)+(X) as a % of A+B+C2	Number of Locked in shares (XII)		Number of Shares pledged or otherwise encumbered (XIII)		Number of equity shares held in dematerialized form (XIV)
								No. of Voting Rights			Total as a % of Total Voting rights					No. (a)	As a % of total Shares held (h)	No. (a)	As a % of total Shares held (b)	
								Class eg: X	Class eg: Y	Total										
(1)	Indian																			
(a)	Individuals/Hindu Undivided Family	1	1	0	0	1	0.01	1	0	1	0.01	0	0	0	0.01	0	0	0	0	1
	-Hari Shanker Bhartia (on behalf of JSPL Life Science Services and Holdings Private Limited)	1	1	0	0	1	0.01	1	0	1.00	0.01	0	0	0	0.01	0	0.00	0	0.00	1
(b)	Central Government/State Government(s)	0	0	0	0	0	0.00	0	0	0	0.00	0	0	0	0.00	0	0.00	0	0.00	0
(c)	Financial Institutions/Banks	0	0	0	0	0	0.00	0	0	0	0.00	0	0	0	0.00	0	0.00	0	0.00	0
(d)	Any Others (specify) BODIES CORPORATE	1	9999	0	0	9999	99.99	9999	0	9999	99.99	0	0	0	99.99	0	0	0	0	9999
	-JSPL Life Science Services and Holdings Private Limited	1	9999	0	0	9999	99.99	9999	0	9999	99.99	0	0	0	99.99	0	0	0	0	9999
	Sub-Total(A)(1)	2	10000	0	0	10000	100.00	10000	0	10000	100.00	0	0	0	100.00	0	0	0	0	10000
(2)	Foreign																			
(a)	Individuals (Non- Resident Individuals/ Foreign Individuals)	0	0	0	0	0	0.00	0	0	0	0.00	0	0	0	0.00	0	0	0	0	0
(b)	Government	0	0	0	0	0	0.00	0	0	0	0.00	0	0	0	0.00	0	0	0	0	0
(c)	Institutions	0	0	0	0	0	0.00	0	0	0	0.00	0	0	0	0.00	0	0	0	0	0
(d)	Foreign Portfolio Investor	0	0	0	0	0	0.00	0	0	0	0.00	0	0	0	0.00	0	0	0	0	0
(e)	Any Others (specify)	0	0	0	0	0	0.00	0	0	0	0.00	0	0	0	0.00	0	0	0	0	0
	Sub-Total (A)(2)	0	0	0	0	0	0.00	0	0	0	0.00	0	0	0	0.00	0	0	0	0	0
	Total Shareholding of Promoter and Promoter Group (A)= (A)(1)+(A)(2)	2	10000	0	0	10000	100.00	10000	0	10000	100.00	0	0	0	100.00	0	0	0	0	10000

HSB Corporate Consultants Pvt. Ltd.

Authorized Signatory

B Table III - Statement showing shareholding pattern of the Public shareholder																				
Sr. No.	Category & Name of the Shareholders (I)	Nos. of shareholder (III)	No. of fully paid up equity shares held (IV)	Partly paid-up equity shares held (V)	Nos. of shares underlying Depository Receipts (VI)	Total nos. shares held (VII = IV+V+VI)	Shareholding as a % of total no. of shares (calculated as per SCRR, 1957) (VIII) As a % of (A+B+C2)	Number of Voting Rights held in each class of securities (IX)				No. of Shares Underlying Outstanding convertible securities (X)	No. of Shares Underlying Outstanding Warrants (Xi)	No. Of Shares Underlying Outstanding convertible securities and No. Of Warrants (Xi) (a)	Shareholding , as a % assuming full conversion of convertible securities (as a percentage of diluted share capital) (XI)= (VII)+(X) As a % of (A+B+C2)	Number of Locked in shares (XII)		Number of Shares pledged or otherwise encumbered (XIII)		Number of equity shares held in dematerialized form (XIV)
								No of Voting Rights			Total as a % of Total Voting rights					No. (a)	As a % of total Shares held (b)	No. (a)	As a % of total Shares held (b)	
								Class eg: X	Class eg: Y	Total										
(1)	Institutions																			
(a)	Mutual Fund	0	0	0	0	0	0	0	0	0	0	0	0	0	0	0	0	0	0	0
(b)	Venture Capital Funds	0	0	0	0	0	0	0	0	0	0	0	0	0	0	0	0	0	0	0
(c)	Alternate Investment Funds	0	0	0	0	0	0	0	0	0	0	0	0	0	0	0	0	0	0	0
(d)	Foreign Venture Capital Investors	0	0	0	0	0	0	0	0	0	0	0	0	0	0	0	0	0	0	0
(e)	Foreign Portfolio Investors	0	0	0	0	0	0	0	0	0	0	0	0	0	0	0	0	0	0	0
(f)	Financial Institutions/ Banks	0	0	0	0	0	0	0	0	0	0	0	0	0	0	0	0	0	0	0
(g)	Insurance Companies	0	0	0	0	0	0	0	0	0	0	0	0	0	0	0	0	0	0	0
(h)	Provident Funds/ Pension Funds	0	0	0	0	0	0	0	0	0	0	0	0	0	0	0	0	0	0	0
(i)	Any Others (specify)	0	0	0	0	0	0	0	0	0	0	0	0	0	0	0	0	0	0	0
	Sub-Total(B)(1)	0																		
(2)	Central Government/ State Government(s)/ President of India	0	0	0	0	0	0	0	0	0	0	0	0	0	0	0	0	0	0	0
	Sub-Total (B)(2)	0	0	0	0	0	0	0	0	0	0	0	0	0	0	0	0	0	0	0
(3)	Non-institutions																			
(a-i)	Individuals - i. Individual shareholders holding nominal share capital up to Rs. 2 lakhs.	0	0	0	0	0	0	0	0	0	0	0	0	0	0	0	0	0	0	0
(a-ii)	Individuals - ii. Individual shareholders holding nominal share capital in excess of Rs. 2 lakhs.	0	0	0	0	0	0	0	0	0	0	0	0	0	0	0	0	0	0	0
(b)	NBFCs registered with RBI	0	0	0	0	0	0	0	0	0	0	0	0	0	0	0	0	0	0	0
(c)	Employee Trusts	0	0	0	0	0	0	0	0	0	0	0	0	0	0	0	0	0	0	0
(d)	Overseas Depositories (holding DRs) (balancing figure)	0	0	0	0	0	0	0	0	0	0	0	0	0	0	0	0	0	0	0
(e)	Any other (Specify)	0	0	0	0	0	0	0	0	0	0	0	0	0	0	0	0	0	0	0
	Sub-Total (B)(3)	0	0	0	0	0	0	0	0	0	0	0	0	0	0	0	0	0	0	0
	Total Public Shareholding (B)= (B)(1)+(B)(2)+(B)(3)	0	0	0	0	0	0	0	0	0	0	0	0	0	0	0	0	0	0	0

Details of shareholders acting as person in concert for Public: **NA**
Details of shares which remain unclaimed for Public: **NA**

HSB Corporate Consultants Pvt. Ltd.

Authorised Signatory

C Table IV - Statement showing shareholding pattern of the Non Promoter - Non Public Shareholder																				
Sr. No.	Category & Name of the Shareholders (I)	No. of shareholder (III)	No. of fully paid up equity shares held (IV)	Partly paid-up equity shares held (V)	Nos. of shares underlying Depository Receipts (VI)	Total nos. shares held (VII = IV+V+VI)	Shareholding as a % of total no. of shares (calculated as per SCRR, 1957) (VIII) As a % of (A+B+C2)	Number of Voting Rights held in each class of securities (IX)				No. of Shares Underlying Outstanding convertible securities (X)	No. of Shares Underlying Outstanding Warrants (Xi)	No. Of Shares Underlying Outstanding convertible securities and No. Of Warrants (Xi) (a)	Shareholding , as a % assuming full conversion of convertible securities (as a percentage of diluted share capital) (XI)= (VII)+(X) As a % of (A+B+C2)	Number of Locked in shares (XII)		Number of Shares pledged or otherwise encumbered (XIII)		Number of equity shares held in dematerialized form (XIV)
								No. of Voting Rights			Total as a % of Total Voting rights					No.	As a % of total Shares held	No.	As a % of total Shares held	
								Class X	Class Y	Total										
(1)	Custodian/DR Holder	0	0	0	0	0	0	0	0	0	0	0	0	0	0	0	0	0	0	0
(2)	Employee Benefit Trust (under SEBI (Share based Employee Benefit) Regulations, 2014)	0	0	0	0	0	0	0	0	0	0	0	0	0	0	0	0	0	0	0
	Total Non-Promoter -Non-Public=(C)(1)+(C)(2)	0	0	0	0	0	0.00	0	0	0	0.00	0			0.00	0	0.00	0	0.000	0

HSB Corporate Consultants Pvt. Ltd.

Authorised Signatory

Annexure

Table V- Statement showing details of significant beneficial owners (SBOs)

[illegible]

* In case the nature of the holding/ exercise of the right of a SBO falls under multiple categories specified under (a) to (e) under Column III, multiple rows for the same SBO shall be inserted accordingly for each of the categories.

This column shall have the details as specified by the listed entity under Form No. BEN-2 as submitted to the Registrar.

HSB Corporate Consultants Pvt. Ltd.

~~Authorized Signatory~~

1	Name of the Company:	JUBILANT STOCK HOLDING PRIVATE LIMITED			
2	CIN:	U52100UP2008PTC043688			
3	Class of Security:	Equity			
4	ISIN:	INE695L01016			
5	Share Holding Pattern filed under Regulation 31(1)(b) for quarter ending:	November 22, 2019 (Pre-Amalgamation)			
6	Declaration: Entity is required to submit the following declaration to the extent of submission of information:-				
	Particulars	Yes/No	Promoter and Promoter Group	Public Shareholding	Non Promoter - Non Public
	1. Whether Listed Entity has issued any partly paid up shares?	No			
	2. Whether Listed Entity has issued any Convertible Securities or Warrants?	No			
	3. Whether the Listed Entity has issued any Warrants ?	No			
	4. Whether Listed Entity has issued any shares against which depository receipt are issued?	No			
	5. Whether the Listed Entity has any shares in lock-in?	No			
	6. Whether any shares held by promoters are pledge or otherwise encumbered?	No			
	7. Whether company has equity shares with differential voting rights?	No			
	8. Whether the listed entity has any significant beneficial owner?	No			
7	The tabular format for disclosure of holding of specified securities is as follows:				

Notes: 1. In accordance with the Composite Scheme of Arrangement, Jubilant Stock Holding Private Limited will be merged with Jubilant Life Sciences Limited. Therefore, Post Scheme Shareholding Pattern is not applicable.
2. Jubilant Stock Holding Private Limited is an unlisted company.



For Jubilant Stock Holding Private Limited

 Authorised Signatory

Table 1 - Summary Statement holding of specified securities

Table I – Summary Statement holding of specified securities																				
Category (I)	Category of shareholder (II)	Nos. of shareholders (III)	No. of fully paid up equity shares held (IV)	No. of Partly paid-up equity shares held (V)	No. of shares underlying Depository Receipts (VI)	Total nos. shares held (VII) = (IV)+(V)+ (VI)	Shareholding as a % of total no. of shares (calculated as per SCRR, 1957) (VIII) As a % of {A+B+C2}	Number of Voting Rights held in each class of securities (IX)				No. of Shares Underlying Outstanding convertible securities (X)	No. of Shares Underlying Outstanding Warrants (XI)	No. Of Shares Underlying Outstanding convertible securities and No. Of Warrants (XI) (a)	Shareholding, as a % assuming full conversion of convertible securities (as a percentage of diluted share capital) (XI)= (VII)+(X) As a % of {A+B+C2}	Number of Locked in shares (XII)		Number of Shares pledged or otherwise encumbered (XIII)		Number of equity shares held in dematerialized form (XIV)
								No of Voting Rights			Total as a % of {A+B+ C}					No. (a)	As a % of total Shares held (b)	No. (a)	As a % of total Shares held (b)	
								Class eg: X	Class eg:y	Total										
(A)	Promoter & Promoter Group	2	10000	0	0	10000	100.00	10000	0	10000	100.00	0	0	0	100.00	0	0.00	0	0.00	10000
(B)	Public	0	0	0	0	0	0.00	0	0	0	0.00	0	0	0	0.00	0	0.00	0	0.00	0
(C)	Non Promoter - Non Public	0	0	0	0	0	0.00	0	0	0	0.00	0	0	0	0.00	0	0.00	0	0.00	0
(C1)	Shares underlying DRs	0	0	0	0	0	0.00	0	0	0	0.00	0	0	0	0.00	0	0.00	0	0.00	0
(C2)	Shares held by Employee Trusts	0	0	0	0	0	0.00	0	0	0	0.00	0	0	0	0.00	0	0.00	0	0.00	0
	Total	2	10000	0	0	10000	100.00	10000	0	10000	100.00	0	0	0	100.00	0	0.00	0	0.00	10000

For Jubilant Stock Holding Private Limited



Authorised Signatory

Table II - Statement showing shareholding pattern of the Promoter and Promoter Group																				
Sr. No.	Category & Name of the Shareholders (I)	No. of shareholder (III)	No. of fully paid up equity shares held (IV)	Partly paid- up equity shares held (V)	Nos. of shares underlying Depository Receipts (VI)	Total nos. shares held (VII = IV+V+VI)	Shareholding as a % of total no. of shares (calculated as per SCRR, 1957) (VIII) As a % of (A+B+C2)	Number of Voting Rights held in each class of securities (IX)			No. of Shares Underlying Outstanding convertible securities (X)	No. of Shares Underlying Outstanding Warrants (Xi)	No. Of Shares Underlying Outstanding convertible securities and No. Of Warrants (Xi) (a)	Shareholding, as a % assuming full conversion of convertible securities (as a percentage of diluted share capital) (XI) = (VII)+(X) as a % of A+B+C2	Number of Locked in shares (XII)		Number of Shares pledged or otherwise encumbered (XIII)		Number of equity shares held in dematerialized form (XIV)	
								No. of Voting Rights							Total as a % of Total Voting rights	No. (a)	As a % of total Shares held (b)	No. (a)		As a % of total Shares held (b)
								Class eg: X	Class eg: Y	Total										
(1)	Indian																			
(a)	Individuals/Hindu Undivided Family	0	0	0	0	0	0.00	0	0	0	0.00	0	0	0	0.00	0	0	0	0.00	0
(b)	Central Government/State Government(s)	0	0	0	0	0	0.00	0	0	0	0.00	0	0	0	0.00	0	0	0	0.00	0
(c)	Financial Institutions/Banks	0	0	0	0	0	0.00	0	0	0	0.00	0	0	0	0.00	0	0	0	0.00	0
(d)	Any Others (specify) BODIES CORPORATE	2	10000	0	0	10000	100.00	10000	0	10000	100.00	0	0	0	100.00	0	0	0	0.00	10000
	- JCPL LIFE SCIENCE VENTURES AND HOLDINGS PRIVATE LIMITED		5000	0	0	5000	50.00	5000	0	5000	50.00	0	0	0	50.00	0	0	0	0.00	5000
	- JSPL LIFE SCIENCE SERVICES AND HOLDINGS PRIVATE LIMITED		5000	0	0	5000	50.00	5000	0	5000	50.00	0	0	0	50.00	0	0	0	0.00	5000
	Sub-Total(A)(1)	2	10000	0	0	10000	100.00	10000	0	10000	100.00	0	0	0	100.00	0	0	0	0.00	10000
(2)	Foreign																			
(a)	Individuals (Non- Resident Individuals/ Foreign Individuals)	0	0	0	0	0	0.00	0	0	0	0.00	0	0	0	0.00	0	0	0	0.00	0
(b)	Government	0	0	0	0	0	0.00	0	0	0	0.00	0	0	0	0.00	0	0	0	0.00	0
(c)	Institutions	0	0	0	0	0	0.00	0	0	0	0.00	0	0	0	0.00	0	0	0	0.00	0
(d)	Foreign Portfolio Investor	0	0	0	0	0	0.00	0	0	0	0.00	0	0	0	0.00	0	0	0	0.00	0
(e)	Any Others (specify) BODIES CORPORATE	0	0	0	0	0	0.00	0	0	0	0.00	0	0	0	0.00	0	0	0	0.00	0
	Sub-Total (A)(2)	0	0	0	0	0	0.00	0	0	0	0.00	0	0	0	0.00	0	0	0	0.00	0
	Total Shareholding of Promoter and Promoter Group (A)= (A)(1)+(A)(2)	2	10000	0	0	10000	100.00	10000	0	10000	100.00	0	0	0	100.00	0	0	0	0.00	10000

For Jubilant Stock Holding Private Limited

Authorised Signatory

B Table III - Statement showing shareholding pattern of the Public shareholder																				
Sr. No.	Category & Name of the Shareholders (I)	Nos. of shareholder (III)	No. of fully paid up equity shares held (IV)	Partly paid-up equity shares held (V)	Nos. of shares underlying Depository Receipts (VI)	Total nos. shares held (VII = IV+V+VI)	Shareholding as a % of total no. of shares (calculated as per SCRR, 1957) (VIII) As a % of (A+B+C2)	Number of Voting Rights held in each class of securities (IX)				No. of Shares Underlying Outstanding convertible securities (X)	No. of Shares Underlying Outstanding Warrants (Xi)	No. Of Shares Underlying Outstanding convertible securities and No. Of Warrants (Xi) (a)	Shareholding , as a % assuming full conversion of convertible securities (as a percentage of diluted share capital) (XI)= (VII)+(X) As a % of (A+B+C2)	Number of Locked in shares (XII)		Number of Shares pledged or otherwise encumbered (XIII)		Number of equity shares held in dematerialized form (XIV)
								No of Voting Rights			Total as a % of Total Voting rights					No. (a)	As a % of total Shares held (b)	No. (a)	As a % of total Shares held (b)	
								Class eg: X	Class eg: Y	Total										
(1)	Institutions	0	0	0	0	0	0.00	0	0	0	0.00	0	0	0	0.00	0	0.00	0	0.00	0
(a)	Mutual Fund	0	0	0	0	0	0.00	0	0	0	0.00	0	0	0	0.00	0	0.00	0	0.00	0
(b)	Venture Capital Funds	0	0	0	0	0	0.00	0	0	0	0.00	0	0	0	0.00	0	0.00	0	0.00	0
(c)	Alternate Investment Funds	0	0	0	0	0	0.00	0	0	0	0.00	0	0	0	0.00	0	0.00	0	0.00	0
(d)	Foreign Venture Capital Investors	0	0	0	0	0	0.00	0	0	0	0.00	0	0	0	0.00	0	0.00	0	0.00	0
(e)	Foreign Portfolio Investors	0	0	0	0	0	0.00	0	0	0	0.00	0	0	0	0.00	0	0.00	0	0.00	0
(f)	Financial Institutions/ Banks	0	0	0	0	0	0.00	0	0	0	0.00	0	0	0	0.00	0	0.00	0	0.00	0
(g)	Insurance Companies	0	0	0	0	0	0.00	0	0	0	0.00	0	0	0	0.00	0	0.00	0	0.00	0
(h)	Provident Funds/ Pension Funds	0	0	0	0	0	0.00	0	0	0	0.00	0	0	0	0.00	0	0.00	0	0.00	0
(i)	Any Others (specify) FOREIGN INSTITUTIONAL INVESTORS	0	0	0	0	0	0.00	0	0	0	0.00	0	0	0	0.00	0	0.00	0	0.00	0
	Sub-Total(B)(1)	0	0	0	0	0	0.00	0	0	0	0.00	0	0	0	0.00	0	0.00	0	0.00	0
(2)	Central Government/ State Government(s)/ President of India	0	0	0	0	0	0.00	0	0	0	0.00	0	0	0	0.00	0	0.00	0	0.00	0
	Sub-Total (B)(2)	0	0	0	0	0	0.00	0	0	0	0.00	0	0	0	0.00	0	0.00	0	0.00	0
(3)	Non-institutions																			
(a-i)	Individuals - i. Individual shareholders holding nominal share capital up to Rs. 2 lakhs.	0	0	0	0	0	0.00	0	0	0	0.00	0	0	0	0.00	0	0.00	0	0.00	0
(a-ii)	Individuals - ii. Individual shareholders holding nominal share capital in excess of Rs. 2 lakhs.	0	0	0	0	0	0.00	0	0	0	0.00	0	0	0	0.00	0	0.00	0	0.00	0
(b)	NBFCs registered with RBI	0	0	0	0	0	0.00	0	0	0	0.00	0	0	0	0.00	0	0.00	0	0.00	0
(c)	Employee Trusts\$	0	0	0	0	0	0.00	0	0	0	0.00	0	0	0	0.00	0	0.00	0	0.00	0
(d)	Overseas Depositories (holding DRs) (balancing figure)	0	0	0	0	0	0.00	0	0	0	0.00	0	0	0	0.00	0	0.00	0	0.00	0
(e)	Any other (Specify)	0	0	0	0	0	0.00	0	0	0	0.00	0	0	0	0.00	0	0.00	0	0.00	0
	Sub-Total (B)(3)	0	0	0	0	0	0.00	0	0	0	0.00	0	0	0	0.00	0	0.00	0	0.00	0
	Total Public Shareholding (B)= (B)(1)+(B)(2)+(B)(3)	0	0	0	0	0	0.00	0	0	0	0.00	0	0	0	0.00	0	0.00	0	0.00	0

\$ Details of Employees Welfare Trust has been separately shown in Table IV.

1. Details of the shareholders acting as person in concert for public including their shareholding (No. and %): NIL

2. Details of Shares which remain unclaimed may be given here along with details such as number of shareholders, outstanding shares held in demat/unclaimed suspense account, voting rights which are frozen etc.

No. of Shareholders	No. of shares
	0

For Jubilant Stock Holding Private Limited

Authorised Signatory

C Table IV - Statement showing shareholding pattern of the Non Promoter - Non Public Shareholder																				
Sr. No.	Category & Name of the Shareholders (I)	No. of shareholder (III)	No. of fully paid up equity shares held (IV)	Partly paid-up equity shares held (V)	Nos. of shares underlying Depository Receipts (VI)	Total nos. shares held (VII = IV+V+VI)	Shareholding as a % of total no. of shares (calculated as per SCRR, 1957) (VIII) As a % of (A+B+C2)	Number of Voting Rights held in each class of securities (IX)				No. of Shares Underlying Outstanding convertible securities (X)	No. of Shares Underlying Outstanding Warrants (Xi)	No. Of Shares Underlying Outstanding convertible securities and No. Of Warrants (Xi) (a)	Shareholding , as a % assuming full conversion of convertible securities (as a percentage of diluted share capital) (XI)= (VII)+(X) As a % of (A+B+C2)	Number of Locked in shares (XII)		Number of Shares pledged or otherwise encumbered (XIII)		Number of equity shares held in dematerialized form (XIV)
								No. of Voting Rights			Total as a % of Total Voting rights					No.	As a % of total Shares held	No.	As a % of total Shares held	
								Class X	Class Y	Total										
(1)	Custodian/DR Holder	0	0	0	0	0	0.00	0	0	0	0.00	0	0	0	0.00	0	0.00	0	0.00	0
(2)	Employee Benefit Trust (under SEBI (Share based Employee Benefit) Regulations, 2014)	0	0	0	0	0	0.00	0	0	0	0.00	0	0	0	0.00	0	0.00	0	0.00	0
	Total Non-Promoter -Non-Public=(C)(1)+(C)(2)	0	0	0	0	0	0.00	0	0	0	0.00	0	0	0	0.00	0	0.00	0	0.00	0

For Jubilant Stock Holding Private Limited

Authorised Signatory

Annexure


Table V- Statement showing details of significant beneficial owners (SBOs)

[illegible]

* In case the nature of the holding/ exercise of the right of a SBO falls under multiple categories specified under (a) to (e) under Column III, multiple rows for the same SBO shall be inserted accordingly for each of the categories.

This column shall have the details as specified by the listed entity under Form No. BEN-2 as submitted to the Registrar.

For Jubilant Stock Holding Private Limited


Authorised Signatory

1	Name of the Company:	SSB CONSULTANTS & MANAGEMENT SERVICES PRIVATE LIMITED U74120UP2013PTC054823 Equity INE101W01012 November 22, 2019 (Pre-Amalgamation)			
2	CIN:				
3	Class of Security:				
4	ISIN:				
5	Share Holding Pattern filed under Regulation 31(1)(b) as on:				
6	Declaration: Entity is required to submit the following declaration to the extent of submission of information:-				
	Particulars	Yes/No	Promoter and Promoter Group	Public Shareholding	Non Promoter - Non Public
	1. Whether the Listed Entity has issued any partly paid up shares?	No			
	2. Whether the Listed Entity has issued any Convertible Securities?	No			
	3. Whether the Listed Entity has issued any Warrants ?	No			
	4. Whether the Listed Entity has any shares against which depository receipt are issued?	No			
	5. Whether the Listed Entity has any shares in locked-in?	No			
	6. Whether any shares held by promoters are pledge or otherwise encumbered?	No			
	7. Whether company has equity shares with differential voting rights?	No			
	8. Whether the listed entity has any significant beneficial owner?	No			
7	The tabular format for disclosure of holding of specified securities is as follows:				

Notes: 1. In accordance with the Composite Scheme of Arrangement, SSB Consultants & Management Services Private Limited will be merged with Jubilant Life Sciences Limited. Therefore, Post Scheme Shareholding Pattern is not applicable.
2. SSB Consultants & Management Services Private Limited is an unlisted company.

SSB Consultants & Management Services Pvt. Ltd.

Authorised Signatory

Table I - Summary Statement holding of specified securities																				
Category (I)	Category of shareholder (II)	Nos. of shareholders (III)	No. of fully paid up equity shares held (IV)	No. of Partly paid-up equity shares held (V)	No. of shares underlying Depository Receipts (VI)	Total nos. shares held (VII) = (IV)+(V)+ (VI)	Shareholding as a % of total no. of shares (calculated as per SCRR, 1957) (VIII) As a % of (A+B+C2)	Number of Voting Rights held in each class of securities (IX)			No. of Shares Underlying Outstanding convertible securities (X)	No. of Shares Underlying Outstanding Warrants (XI)	No. Of Shares Underlying Outstanding convertible securities and No. Of Warrants (XI) (a)	Shareholding, as a % assuming full conversion of convertible securities (as a percentage of diluted share capital) (XI)= (VII)+(X) As a % of (A+B+C2)	Number of Locked in shares (XII)		Number of Shares pledged or otherwise encumbered (XIII)		Number of equity shares held in dematerialized form (XIV)	
								No of Voting Rights							Total as a % of (A+B+ C)	No. (a)	As a % of total Shares held (b)	No. (a)		As a % of total Shares held (b)
								Class eg: X	Class eg:y	Total										
(A)	Promoter & Promoter Group	2	10000	0	0	10000	100.00	0	0	0	0.00	0	0	0	100.00	0	0.00	0	0.00	10000
(B)	Public	0	0	0	0	0	0.00	0	0	0	0.00	0	0	0	0.00	0	0.00	0	0.000	0
(C)	Non Promoter - Non Public	0	0	0	0	0	0.00	0	0	0	0.00	0	0	0	0.00	0	0.00	0	0.000	0
(C1)	Shares underlying DRs	0	0	0	0	0	0.00	0	0	0	0.00	0	0	0	0.00	0	0.00	0	0.000	0
(C2)	Shares held by Employee Trusts	0	0	0	0	0	0.00	0	0	0	0.00	0	0	0	0.00	0	0.00	0	0.000	0
	Total	2	10000	0	0	10000	100.00	0	0	0	0.00	0	0	0	100.00	0	0.00	0	0.00	10000

SSB Consultants & Management Services Pvt. Ltd.

Authorised Signatory

A Table II - Statement showing shareholding pattern of the Promoter and Promoter Group																				
Sr. No.	Category & Name of the Shareholders (I)	No. of shareholder (III)	No. of fully paid up equity shares held (IV)	Partly paid- up equity shares held (V)	Nos. of shares underlying Depository Receipts (VI)	Total nos. shares held (VII = IV+V+VI)	Shareholding as a % of total no. of shares (calculated as per SCRR, 1957) (VIII) As a % of (A+B+C2)	Number of Voting Rights held in each class of securities (IX)				No. of Shares Underlying Outstanding convertible securities (X)	No. of Shares Underlying Outstanding Warrants (Xi)	No. Of Shares Underlying Outstanding convertible securities and No. Of Warrants (Xi) (a)	Shareholding, as a % assuming full conversion of convertible securities (as a percentage of diluted share capital) (XI) = (VII)+(X) as a % of A+B+C2	Number of Locked in shares (XII)		Number of Shares pledged or otherwise encumbered (XIII)		Number of equity shares held in dematerialized form (XIV)
								No. of Voting Rights			Total as a % of Total Voting rights					No. (a)	As a % of total Shares held (b)	No. (a)	As a % of total Shares held (b)	
								Class eg: X	Class eg: Y	Total										
(1)	Indian																			
(a)	Individuals/Hindu Undivided Family	0	0	0	0	0	0.00	0	0	0	0.00	0	0	0	0.00	0	0.00	0	0.00	0
(b)	Central Government/State Government(s)	0	0	0	0	0	0.00	0	0	0	0.00	0	0	0	0.00	0	0.00	0	0.00	0
(c)	Financial Institutions/Banks	0	0	0	0	0	0.00	0	0	0	0.00	0	0	0	0.00	0	0.00	0	0.00	0
(d)	Any Others (specify) BODIES CORPORATE	1	9999	0	0	9999	99.99	9999	0	9999	99.99	0	0	0	99.99	0	0	0	0	9999
	-JCPL Life Science Ventures and Holdings Private Limited	1	9999	0	0	9999	99.99	9999	0	9999	99.99	0	0	0	99.99	0	0	0	0	9999
	Sub-Total(A)(1)	1	9999	0	0	9999	99.99	9999	0	9999	99.99	0	0	0	99.99	0	0.00	0	0.00	
(2)	Foreign																			
(a)	Individuals (Non- Resident Individuals/ Foreign Individuals)	1	1	0	0	1	0.01	1	0	1	0.01	0	0	0	0.01	0	0	0	0	1
	-Shyam Sunder Bhartia (On behalf of JCPL Life Science Ventures and Holdings Private Limited)	1	1	0	0	1	0.01	1	0	1	0.01	0	0	0	0.01	0	0	0	0	1
(b)	Government	0	0	0	0	0	0.00	0	0	0	0.00	0	0	0	0.00	0	0	0	0	0
(c)	Institutions	0	0	0	0	0	0.00	0	0	0	0.00	0	0	0	0.00	0	0	0	0	0
(d)	Foreign Portfolio Investor	0	0	0	0	0	0.00	0	0	0	0.00	0	0	0	0.00	0	0	0	0	0
(e)	Any Others (specify)	0	0	0	0	0	0.00	0	0	0	0.00	0	0	0	0.00	0	0	0	0	0
	Sub-Total (A)(2)	1	1	0	0	1	0.01	1	0	1	0.01	0	0	0	0.01	0	0	0	0	1
	Total Shareholding of Promoter and Promoter Group (A)= (A)(1)+(A)(2)	2	10000	0	0	10000	100.00	10000	0	10000	100.00	0	0	0	100.00	0	0	0	0	10000

SSB Consultants & Management Services Pvt. Ltd.

Authorised Signatory

Table III - Statement showing shareholding pattern of the Public shareholder																				
Sr. No.	Category & Name of the Shareholders (I)	Nos. of shareholder (III)	No. of fully paid up equity shares held (IV)	Partly paid-up equity shares held (V)	Nos. of shares underlying Depository Receipts (VI)	Total nos. shares held (VII = IV+V+VI)	Shareholding as a % of total no. of shares (calculated as per SCRR, 1957) (VIII) As a % of (A+B+C2)	Number of Voting Rights held in each class of securities (IX)				No. of Shares Underlying Outstanding convertible securities (X)	No. of Shares Underlying Outstanding Warrants (Xi)	No. Of Shares Underlying Outstanding convertible securities and No. Of Warrants (Xi) (a)	Shareholding , as a % assuming full conversion of convertible securities (as a percentage of diluted share capital) (XI)= (VII)+(X) As a % of (A+B+C2)	Number of Locked in shares (XII)		Number of Shares pledged or otherwise encumbered (XIII)		Number of equity shares held in dematerialized form (XIV)
								No of Voting Rights			Total as a % of Total Voting rights					No. (a)	As a % of total Shares held (b)	No. (a)	As a % of total Shares held (b)	
								Class eg: X	Class eg: Y	Total										
(1)	Institutions																			
(a)	Mutual Fund	0	0	0	0	0	0	0	0	0	0	0	0	0	0	0	0	0	0	0
(b)	Venture Capital Funds	0	0	0	0	0	0	0	0	0	0	0	0	0	0	0	0	0	0	0
(c)	Alternate Investment Funds	0	0	0	0	0	0	0	0	0	0	0	0	0	0	0	0	0	0	0
(d)	Foreign Venture Capital Investors	0	0	0	0	0	0	0	0	0	0	0	0	0	0	0	0	0	0	0
(e)	Foreign Portfolio Investors	0	0	0	0	0	0	0	0	0	0	0	0	0	0	0	0	0	0	0
(f)	Financial Institutions/ Banks	0	0	0	0	0	0	0	0	0	0	0	0	0	0	0	0	0	0	0
(g)	Insurance Companies	0	0	0	0	0	0	0	0	0	0	0	0	0	0	0	0	0	0	0
(h)	Provident Funds/ Pension Funds	0	0	0	0	0	0	0	0	0	0	0	0	0	0	0	0	0	0	0
(i)	Any Others (specify)	0	0	0	0	0	0	0	0	0	0	0	0	0	0	0	0	0	0	0
	Sub-Total(B)(1)	0														0	0	0	0	0
(2)	Central Government/ State Government(s)/ President of India	0	0	0	0	0	0	0	0	0	0	0	0	0	0	0	0	0	0	0
	Sub-Total (B)(2)	0	0	0	0	0	0	0	0	0	0	0	0	0	0	0	0	0	0	0
(3)	Non-institutions															0	0	0	0	0
(a-i)	Individuals - i. Individual shareholders holding nominal share capital up to Rs. 2 lakhs.	0	0	0	0	0	0	0	0	0	0	0	0	0	0	0	0	0	0	0
(a-ii)	Individuals - ii. Individual shareholders holding nominal share capital in excess of Rs. 2 lakhs.	0	0	0	0	0	0	0	0	0	0	0	0	0	0	0	0	0	0	0
(b)	NBFCs registered with RBI	0	0	0	0	0	0	0	0	0	0	0	0	0	0	0	0	0	0	0
(c)	Employee Trusts	0	0	0	0	0	0	0	0	0	0	0	0	0	0	0	0	0	0	0
(d)	Overseas Depositories (holding DRs) (balancing figure)	0	0	0	0	0	0	0	0	0	0	0	0	0	0	0	0	0	0	0
(e)	Any other (Specify)	0	0	0	0	0	0	0	0	0	0	0	0	0	0	0	0	0	0	0
	Sub-Total (B)(3)	0	0	0	0	0	0	0	0	0	0	0	0	0	0	0	0	0	0	0
	Total Public Shareholding (B)= (B)(1)+(B)(2)+(B)(3)	0	0	0	0	0	0	0	0	0	0	0	0	0	0	0	0	0	0	0

Details of shareholders acting as person in concert for Public: **NA**

Details of shares which remain unclaimed for Public: **NA**

SSB Consultants & Management Services Pvt. Ltd.

Authorised Signatory

C Table IV - Statement showing shareholding pattern of the Non Promoter - Non Public Shareholder																				
Sr. No.	Category & Name of the Shareholders (I)	No. of shareholder (III)	No. of fully paid up equity shares held (IV)	Partly paid-up equity shares held (V)	Nos. of shares underlying Depository Receipts (VI)	Total nos. shares held (VII = IV+V+VI)	Shareholding as a % of total no. of shares (calculated as per SCRR, 1957) (VIII) As a % of (A+B+C2)	Number of Voting Rights held in each class of securities (IX)				No. of Shares Underlying Outstanding convertible securities (X)	No. of Shares Underlying Outstanding Warrants (Xi)	No. Of Shares Underlying Outstanding convertible securities and No. Of Warrants (Xi) (a)	Shareholding , as a % assuming full conversion of convertible securities (as a percentage of diluted share capital) (XI)= (VII)+(X) As a % of (A+B+C2)	Number of Locked in shares (XII)		Number of Shares pledged or otherwise encumbered (XIII)		Number of equity shares held in dematerialized form (XIV)
								No. of Voting Rights			Total as a % of Total Voting rights					No.	As a % of total Shares held	No.	As a % of total Shar es held	
								Class X	Class Y	Total										
(1)	Custodian/DR Holder	0	0	0	0	0	0	0	0	0	0	0	0	0	0	0	0	0	0	0
(2)	Employee Benefit Trust (under SEBI (Share based Employee Benefit) Regulations, 2014)	0	0	0	0	0	0	0	0	0	0	0	0	0	0	0	0	0	0	0
	Total Non-Promoter -Non-Public=(C)(1)+(C)(2)	0	0	0	0	0	0.00	0	0	0	0.00	0	0	0	0.00	0	0.00	0	0.000	0

SSB Consultants & Management Services Pvt. Ltd.

Authorised Signatory

Annexure

Table V- Statement showing details of significant beneficial owners (SBOs)

[illegible]

* In case the nature of the holding/ exercise of the right of a SBO falls under multiple categories specified under (a) to (e) under Column III, multiple rows for the same SBO shall be inserted accordingly for each of the categories.

This column shall have the details as specified by the listed entity under Form No. BEN-2 as submitted to the Registrar.

~~SSB Consultants & Management Services Pvt. Ltd.~~

~~Authorised Signatory,~~

1	Name of the Company:	JCPL LIFE SCIENCE VENTURES AND HOLDINGS PRIVATE LIMITED			
2	CIN:	U74999UP2016PTC087833			
3	Class of Security:	Equity			
4	ISIN:	INE609X01012			
5	Share Holding Pattern filed under Regulation 31(1)(b) as on:	November 22, 2019 (Pre-Amalgamation)			
6	Declaration: Entity is required to submit the following declaration to the extent of submission of information:-				
	Particulars	Yes/No	Promoter and Promoter Group	Public Shareholding	Non Promoter - Non Public
	1. Whether the Listed Entity has issued any partly paid up shares?	No			
	2. Whether the Listed Entity has issued any Convertible Securities?	No			
	3. Whether the Listed Entity has issued any Warrants ?	No			
	4. Whether the Listed Entity has any shares against which depository receipt are issued?	No			
	5. Whether the Listed Entity has any shares in locked-in?	No			
	6. Whether any shares held by promoters are pledge or otherwise encumbered?	No			
	7. Whether company has equity shares with differential voting rights?	No			
	8. Whether the listed entity has any significant beneficial owner?	No			
7	The tabular format for disclosure of holding of specified securities is as follows:				

Notes: 1. In accordance with the Composite Scheme of Arrangement, JCPL Life Science Ventures and Holdings Private Limited will be merged with Jubilant Life Sciences Limited. Therefore, Post Scheme Shareholding Pattern is not applicable.
2. JCPL Life Science Ventures and Holdings Private Limited is an unlisted company.

JCPL Life Science Ventures and Holdings Pvt. Ltd.



Authorised Signatory

Table I - Summary Statement holding of specified securities																				
Category (I)	Category of shareholder (II)	Nos. of shareholders (III)	No. of fully paid up equity shares held (IV)	No. of Partly paid-up equity shares held (V)	No. of shares underlying Depository Receipts (VI)	Total nos. shares held (VII) = (IV)+(V)+(VI)	Shareholding as a % of total no. of shares (calculated as per SCRR, 1957) (VIII) As a % of (A+B+C2)	Number of Voting Rights held in each class of securities (IX)			No. of Shares Underlying Outstanding convertible securities (X)	No. of Shares Underlying Outstanding Warrants (XI)	No. Of Shares Underlying Outstanding convertible securities and No. Of Warrants (xi) (a)	Shareholding, as a % assuming full conversion of convertible securities (as a percentage of diluted share capital) (XI)= (VII)+(X) As a % of (A+B+C2)	Number of Locked in shares (XII)		Number of Shares pledged or otherwise encumbered (XIII)		Number of equity shares held in dematerialized form (XIV)	
								No of Voting Rights							Total as a % of (A+B+ C)	No. (a)	As a % of total Shares held (b)	No. (a)		As a % of total Shares held (b)
								Class eg: X	Class eg:y	Total										
(A)	Promoter & Promoter Group	2	5857489	0	0	5857489	100.00	5857489	0	5857489	100.00	0	0	0	100.00	0	0.00	0	0.00	5856989
(B)	Public	0	0	0	0	0	0.00	0	0	0	0.00	0	0	0	0.00	0	0.00	0	0.000	0
(C)	Non Promoter - Non Public	0	0	0	0	0	0.00	0	0	0	0.00	0	0	0	0.00	0	0.00	0	0.000	0
(C1)	Shares underlying DRs	0	0	0	0	0	0.00	0	0	0	0.00	0	0	0	0.00	0	0.00	0	0.000	0
(C2)	Shares held by Employee Trusts	0	0	0	0	0	0.00	0	0	0	0.00	0	0	0	0.00	0	0.00	0	0.000	0
	Total	2	5857489	0	0	5857489	100.00	5857489	0	5857489	100.00	0	0	0	100.00	0	0.00	0	0.00	5856989

JCPL Life Sciences Ventures and Holdings Pvt. Ltd.

Authorised Signatory

A Table II - Statement showing shareholding pattern of the Promoter and Promoter Group																				
Sr. No.	Category & Name of the Shareholders (I)	No. of shareholder (III)	No. of fully paid up equity shares held (IV)	Partly paid- up equity shares held (V)	Nos. of shares underlying Depository Receipts (VI)	Total nos. shares held (VII = IV+V+VI)	Shareholding as a % of total no. of shares (calculated as per SCRR, 1957) (VIII) As a % of (A+B+C2)	Number of Voting Rights held in each class of securities (IX)			No. of Shares Underlying Outstanding convertible securities (X)	No. of Shares Underlying Outstanding Warrants (XI)	No. Of Shares Underlying Outstanding convertible securities and No. Of Warrants (Xi) (a)	Shareholding, as a % assuming full conversion of convertible securities (as a percentage of diluted share capital) (XI) = (VII)+(X) as a % of A+B+C2	Number of Locked In shares (XII)		Number of Shares pledged or otherwise encumbered (XIII)		Number of equity shares held in dematerialized form (XIV)	
								No. of Voting Rights							Total as a % of Total Voting rights	No. (a)	As a % of total Shares held (b)	No. (a)		As a % of total Shares held (b)
								Class eg: X	Class eg: Y	Total										
(1)	Indian																			
(a)	Individuals/Hindu Undivided Family	0	0	0	0	0	0.00	0	0	0	0.00	0	0	0	0.00	0	0.00	0	0.00	0
(b)	Central Government/State Government(s)	0	0	0	0	0	0.00	0	0	0	0.00	0	0	0	0.00	0	0.00	0	0.00	0
(c)	Financial Institutions/Banks	0	0	0	0	0	0.00	0	0	0	0.00	0	0	0	0.00	0	0.00	0	0.00	0
(d)	Any Others (specify) BODIES CORPORATE	1	5857488	0	0	5857488	100.00	5857488	0	5857488	100.00	0	0	0	100.00	0	0	0	0	5856988
	-SPB Trustee Company Private Limited and SS Trustee Company Private Limited on behalf of Shyam Sunder Bhartia Family Trust	1	5857488	0	0	5857488	100.00	5857488	0	5857488	100.00	0	0	0	100.00	0	0	0	0	5856988
	Sub-Total(A)(1)	1	5857488	0	0	5857488	100.00	5857488	0	5857488	100.00	0	0	0	100.00	0	0	0	0	5856988
(2)	Foreign																			
(a)	Individuals (Non- Resident Individuals/ Foreign Individuals)	1	1	0	0	1	0.00	1	0	1	0	0	0	0	0	0	0	0	0	1
	-Mr. Shyam Sunder Bhartia (On behalf of Shyam Sunder Bhartia Family Trust)	1	1	0	0	1	0.00	1	0	1	0	0	0	0	0	0	0	0	0	1
(b)	Government	0	0	0	0	0	0	0	0	0	0	0	0	0	0	0	0	0	0	0
(c)	Institutions	0	0	0	0	0	0	0	0	0	0	0	0	0	0	0	0	0	0	0
(d)	Foreign Portfolio Investor	0	0	0	0	0	0	0	0	0	0	0	0	0	0	0	0	0	0	0
(e)	Any Others (specify)	0	0	0	0	0	0	0	0	0	0	0	0	0	0	0	0	0	0	0
	Sub-Total (A)(2)	1	1	0	0	1	0.00	1	0	1	0	0	0	0	0	0	0	0	0	1
	Total Shareholding of Promoter and Promoter Group (A)= (A)(1)+(A)(2)	2	5857489	0	0	5857489	100.00	5857489	0	5857489	100.00	0	0	0	100.00	0	0	0	0	5856989

JCPL Life Science Ventures and Holdings Pvt. Ltd.

Authorised Signatory

B Table III - Statement showing shareholding pattern of the Public shareholder																				
Sr. No.	Category & Name of the Shareholders (I)	Nos. of shareholder (III)	No. of fully paid up equity shares held (IV)	Partly paid-up equity shares held (V)	Nos. of shares underlying Depository Receipts (VI)	Total nos. shares held (VII = IV+V+VI)	Shareholding as a % of total no. of shares (calculated as per SCRR, 1957) (VIII) As a % of (A+B+C2)	Number of Voting Rights held in each class of securities (IX)				No. of Shares Underlying Outstanding convertible securities (X)	No. of Shares Underlying Outstanding Warrants (XI)	No. Of Shares Underlying Outstanding convertible securities and No. Of Warrants (Xi) (a)	Shareholding , as a % assuming full conversion of convertible securities (as a percentage of diluted share capital) (XI)= (VII)+(X) As a % of (A+B+C2)	Number of Locked in shares (XII)		Number of Shares pledged or otherwise encumbered (XIII)		Number of equity shares held in dematerialized form (XIV)
								No of Voting Rights			Total as a % of Total Voting rights					No. (a)	As a % of total Shares held (b)	No. (a)	As a % of total Shares held (b)	
								Class eg: X	Class eg: Y	Total										
(1)	Institutions																			
(a)	Mutual Fund	0	0	0	0	0	0	0	0	0	0	0	0	0	0	0	0	0	0	0
(b)	Venture Capital Funds	0	0	0	0	0	0	0	0	0	0	0	0	0	0	0	0	0	0	0
(c)	Alternate Investment Funds	0	0	0	0	0	0	0	0	0	0	0	0	0	0	0	0	0	0	0
(d)	Foreign Venture Capital Investors	0	0	0	0	0	0	0	0	0	0	0	0	0	0	0	0	0	0	0
(e)	Foreign Portfolio Investors	0	0	0	0	0	0	0	0	0	0	0	0	0	0	0	0	0	0	0
(f)	Financial Institutions/ Banks	0	0	0	0	0	0	0	0	0	0	0	0	0	0	0	0	0	0	0
(g)	Insurance Companies	0	0	0	0	0	0	0	0	0	0	0	0	0	0	0	0	0	0	0
(h)	Provident Funds/ Pension Funds	0	0	0	0	0	0	0	0	0	0	0	0	0	0	0	0	0	0	0
(i)	Any Others (specify)	0	0	0	0	0	0	0	0	0	0	0	0	0	0	0	0	0	0	0
	Sub-Total(B)(1)	0																		
(2)	Central Government/ State Government(s)/ President of India	0	0	0	0	0	0	0	0	0	0	0	0	0	0	0	0	0	0	0
	Sub-Total (B)(2)	0	0	0	0	0	0	0	0	0	0	0	0	0	0	0	0	0	0	0
(3)	Non-institutions																			
(a-i)	Individuals - i. Individual shareholders holding nominal share capital up to Rs. 2 lakhs.	0	0	0	0	0	0	0	0	0	0	0	0	0	0	0	0	0	0	0
(a-ii)	Individuals - ii. Individual shareholders holding nominal share capital in excess of Rs. 2 lakhs.	0	0	0	0	0	0	0	0	0	0	0	0	0	0	0	0	0	0	0
(b)	NBFCs registered with RBI	0	0	0	0	0	0	0	0	0	0	0	0	0	0	0	0	0	0	0
(c)	Employee Trusts	0	0	0	0	0	0	0	0	0	0	0	0	0	0	0	0	0	0	0
(d)	Overseas Depositories (holding DRs) (balancing figure)	0	0	0	0	0	0	0	0	0	0	0	0	0	0	0	0	0	0	0
(e)	Any other (Specify)	0	0	0	0	0	0	0	0	0	0	0	0	0	0	0	0	0	0	0
	Sub-Total (B)(3)	0	0	0	0	0	0	0	0	0	0	0	0	0	0	0	0	0	0	0
	Total Public Shareholding (B)= (B)(1)+(B)(2)+(B)(3)	0	0	0	0	0	0	0	0	0	0	0	0	0	0	0	0	0	0	0

Details of shareholders acting as person in concert for Public: NA


Details of shares which remain unclaimed for Public: NA

JCIPL Life Science Ventures and Holdings Pvt. Ltd.

Authorised Signatory

Table IV - Statement showing shareholding pattern of the Non Promoter - Non Public Shareholder																				
Sr. No.	Category & Name of the Shareholders (I)	No. of shareholder (III)	No. of fully paid up equity shares held (IV)	Partly paid-up equity shares held (V)	Nos. of shares underlying Depository Receipts (VI)	Total nos. shares held (VII = IV+V+VI)	Shareholding as a % of total no. of shares (calculated as per SCRR, 1957) (VIII) As a % of (A+B+C2)	Number of Voting Rights held in each class of securities (IX)				No. of Shares Underlying Outstanding convertible securities (X)	No. of Shares Underlying Outstanding Warrants (XI)	No. Of Shares Underlying Outstanding convertible securities and No. Of Warrants (Xi) (a)	Shareholding , as a % assuming full conversion of convertible securities (as a percentage of diluted share capital) (XI)= (VII)+(X) As a % of (A+B+C2)	Number of Locked in shares (XII)		Number of Shares pledged or otherwise encumbered (XIII)		Number of equity shares held in dematerialized form (XIV)
								No. of Voting Rights			Total as a % of Total Voting rights					No.	As a % of total Shares held	No.	As a % of total Shar es held	
								Class X	Class Y	Total										
(1)	Custodian/DR Holder	0	0	0	0	0	0	0	0	0	0	0	0	0	0	0	0	0	0	0
(2)	Employee Benefit Trust (under SEBI (Share based Employee Benefit) Regulations, 2014)	0	0	0	0	0	0	0	0	0	0	0	0	0	0	0	0	0	0	0
	Total Non-Promoter -Non-Public=(C)(1)+(C)(2)	0	0	0	0	0	0.00	0	0	0	0.00	0			0.00	0	0.00	0	0.000	0

JCPL Life Science Ventures and Holdings Pvt. Ltd.


Authorised Signatory

Annexure

Table V- Statement showing details of significant beneficial owners (SBOs)

[illegible]

* In case the nature of the holding/ exercise of the right of a SBO falls under multiple categories specified under (a) to (e) under Column III, multiple rows for the same SBO shall be inserted accordingly for each of the categories.

This column shall have the details as specified by the listed entity under Form No. BEN-2 as submitted to the Registrar.

JCPL Life Science Ventures and Holdings Pvt. Ltd.

~~Authorised Signatory~~

1	Name of the Company:	JSPL LIFE SCIENCE SERVICES AND HOLDINGS PRIVATE LIMITED			
2	CIN:	U74999UP2016PTC087691			
3	Class of Security:	Equity			
4	ISIN:	INE608X01014			
5	Share Holding Pattern filed under Regulation 31(1)(b) as on	November 22, 2019 (Pre-Amalgamation)			
6	Declaration: Entity is required to submit the following declaration to the extent of submission of information:-				
	Particulars	Yes/No	Promoter and Promoter Group	Public Shareholding	Non Promoter - Non Public
	1. Whether the Listed Entity has issued any partly paid up shares?	No			
	2. Whether the Listed Entity has issued any Convertible Securities?	No			
	3. Whether the Listed Entity has issued any Warrants ?	No			
	4. Whether the Listed Entity has any shares against which depository receipt are issued?	No			
	5. Whether the Listed Entity has any shares in locked-in?	No			
	6. Whether any shares held by promoters are pledge or otherwise encumbered?	No			
	7. Whether company has equity shares with differential voting rights?	No			
	8. Whether the listed entity has any significant beneficial owner?	No			
7	The tabular format for disclosure of holding of specified securities is as follows:				

Notes: 1. In accordance with the Composite Scheme of Arrangement, JSPL Life Science Services and holdings Private Limited will be merged with Jubilant Life Sciences Limited. Therefore, Post Scheme Shareholding Pattern is not applicable.
2. JSPL Life Science Services and holdings Private Limited is an unlisted company.

For Jspl Life Science Services and Holdings Pvt. Ltd.



Authorised Signatory

Table I - Summary Statement holding of specified securities																				
Category (I)	Category of shareholder (II)	Nos. of shareholders (III)	No. of fully paid up equity shares held (IV)	No. of Partly paid-up equity shares held (V)	No. of shares underlying Depository Receipts (VI)	Total nos. shares held (VII) = (IV)+(V)+ (VI)	Shareholding as a % of total no. of shares (calculated as per SCRR, 1957) (VIII) As a % of (A+B+C2)	Number of Voting Rights held in each class of securities (IX)			No. of Shares Underlying Outstanding convertible securities (X)	No. of Shares Underlying Outstanding Warrants (XI)	No. Of Shares Underlying Outstanding convertible securities and No. Of Warrants (XI) (a)	Shareholding, as a % assuming full conversion of convertible securities (as a percentage of diluted share capital) (XI)= (VII)+(X) As a % of (A+B+C2)	Number of Locked in shares (XII)		Number of Shares pledged or otherwise encumbered (XIII)		Number of equity shares held in dematerialized form (XIV)	
								No of Voting Rights							Total as a % of (A+B+ C)	No. (a)	As a % of total Shares held (b)	No. (a)		As a % of total Shares held (b)
								Class eg: X	Class eg:y	Total										
(A)	Promoter & Promoter Group	2	8945428	0	0	8945428	100.00	8945428	0	8945428	100.00	0	0	0	100.00	0	0.00	0	0.00	8944928
(B)	Public	0	0	0	0	0	0.00	0	0	0	0.00	0	0	0	0.00	0	0.00	0	0.000	0
(C)	Non Promoter - Non Public	0	0	0	0	0	0.00	0	0	0	0.00	0	0	0	0.00	0	0.00	0	0.000	0
(C1)	Shares underlying DRs	0	0	0	0	0	0.00	0	0	0	0.00	0	0	0	0.00	0	0.00	0	0.000	0
(C2)	Shares held by Employee Trusts	0	0	0	0	0	0.00	0	0	0	0.00	0	0	0	0.00	0	0.00	0	0.000	0
	Total	2	8945428	0	0	8945428	100.00	8945428	0	8945428	100.00	0	0	0	100.00	0	0.00	0	0.00	8944928

For Jspl Life Science Services and Holdings Pvt. Ltd.

Authorised Signatory

A Table II - Statement showing shareholding pattern of the Promoter and Promoter Group																				
Sr. No.	Category & Name of the Shareholders (I)	No. of shareholder (III)	No. of fully paid up equity shares held (IV)	Partly paid-up equity shares held (V)	Nos. of shares underlying Depository Receipts (VI)	Total nos. shares held (VII = IV+V+VI)	Shareholding as a % of total no. of shares (calculated as per SCRR, 1957) (VIII) As a % of (A+B+C2)	Number of Voting Rights held in each class of securities (IX)			No. of Shares Underlying Outstanding convertible securities (X)	No. of Shares Underlying Outstanding Warrants (Xi)	No. Of Shares Underlying Outstanding convertible securities and No. Of Warrants (Xi) (a)	Shareholding, as a % assuming full conversion of convertible securities (as a percentage of diluted share capital) (XI) = (VII)+(X) as a % of A+B+C2	Number of Locked in shares (XII)		Number of Shares pledged or otherwise encumbered (XIII)		Number of equity shares held in dematerialized form (XIV)	
								No. of Voting Rights							Total as a % of Total Voting rights	No. (a)	As a % of total Shares held (b)	No. (a)		As a % of total Shares held (b)
								Class eg: X	Class eg: Y	Total										
(1)	Indian																			
(a)	Individuals/Hindu Undivided Family	1	20	0	0	20	0.00	20	0	20	0.00	0	0	0	0.00	0	0	0	0.00	20
	-Mr. Hari Shanker Bhartia (On behalf of Hari Shanker Bhartia Family Trust)	1	20	0	0	20	0.00	20	0	20	0.00	0	0	0	0.00	0	0.00	0	0.00	20
(b)	Central Government/State Government(s)	0	0	0	0	0	0.00	0	0	0	0.00	0	0	0	0.00	0	0.00	0	0.00	0
(c)	Financial Institutions/Banks	0	0	0	0	0	0.00	0	0	0	0.00	0	0	0	0.00	0	0.00	0	0.00	0
(d)	Any Others (specify) BODIES CORPORATE	1	8945408	0	0	8945408	100.00	8945408	0	8945408	100.00	0	0	0	100.00	0	0	0	0	8944908
	-HSB Trustee Company Private Limited and HS Trustee Company Private Limited on behalf of Hari Shanker Bhartia Family Trust	1	8945408	0	0	8945408	100.00	8945408	0	8945408	100.00	0	0	0	100.00	0	0	0	0	8944908
	Sub-Total(A)(1)	2	8945428	0	0	8945428	100.00	8945428	0	8945428	100.00	0	0	0	100.00	0	0	0	0	8944928
(2)	Foreign																			
(a)	Individuals (Non- Resident Individuals/ Foreign Individuals)	0	0	0	0	0	0.00	0	0	0	0	0	0	0	0	0	0	0	0	0
(b)	Government	0	0	0	0	0	0	0	0	0	0	0	0	0	0	0	0	0	0	0
(c)	Institutions	0	0	0	0	0	0	0	0	0	0	0	0	0	0	0	0	0	0	0
(d)	Foreign Portfolio Investor	0	0	0	0	0	0	0	0	0	0	0	0	0	0	0	0	0	0	0
(e)	Any Others (specify)	0	0	0	0	0	0	0	0	0	0	0	0	0	0	0	0	0	0	0
	Sub-Total (A)(2)	0	0	0	0	0	0.00	0	0	0	0	0	0	0	0	0	0	0	0	0
	Total Shareholding of Promoter and Promoter Group (A)= (A)(1)+(A)(2)	2	8945428	0	0	8945428	100.00	8945428	0	8945428	100.00	0	0	0	100.00	0	0	0	0	8944928

For JspL Life Science Services and Holdings Pvt. Ltd.


Authorised Signatory

B Table III - Statement showing shareholding pattern of the Public shareholder																				
Sr. No.	Category & Name of the Shareholders (I)	Nos. of shareholder (III)	No. of fully paid up equity shares held (IV)	Partly paid-up equity shares held (V)	Nos. of shares underlying Depository Receipts (VI)	Total nos. shares held (VII = IV+V+VI)	Shareholding as a % of total no. of shares (calculated as per SCRR, 1957) (VIII) As a % of (A+B+C2)	Number of Voting Rights held in each class of securities (IX)				No. of Shares Underlying Outstanding convertible securities (X)	No. of Shares Underlying Outstanding Warrants (Xi)	No. Of Shares Underlying Outstanding convertible securities and No. Of Warrants (Xi) (a)	Shareholding , as a % assuming full conversion of convertible securities (as a percentage of diluted share capital) (XI)= (VII)+(X) As a % of (A+B+C2)	Number of Locked in shares (XII)		Number of Shares pledged or otherwise encumbered (XIII)		Number of equity shares held in dematerialized form (XIV)
								No of Voting Rights			Total as a % of Total Voting rights					No. (a)	As a % of total Shares held (b)	No. (a)	As a % of total Shares held (b)	
								Class eg: X	Class eg: Y	Total										
(1)	Institutions																			
(a)	Mutual Fund	0	0	0	0	0	0	0	0	0	0	0	0	0	0	0	0	0	0	0
(b)	Venture Capital Funds	0	0	0	0	0	0	0	0	0	0	0	0	0	0	0	0	0	0	0
(c)	Alternate Investment Funds	0	0	0	0	0	0	0	0	0	0	0	0	0	0	0	0	0	0	0
(d)	Foreign Venture Capital Investors	0	0	0	0	0	0	0	0	0	0	0	0	0	0	0	0	0	0	0
(e)	Foreign Portfolio Investors	0	0	0	0	0	0	0	0	0	0	0	0	0	0	0	0	0	0	0
(f)	Financial Institutions/ Banks	0	0	0	0	0	0	0	0	0	0	0	0	0	0	0	0	0	0	0
(g)	Insurance Companies	0	0	0	0	0	0	0	0	0	0	0	0	0	0	0	0	0	0	0
(h)	Provident Funds/ Pension Funds	0	0	0	0	0	0	0	0	0	0	0	0	0	0	0	0	0	0	0
(i)	Any Others (specify)	0	0	0	0	0	0	0	0	0	0	0	0	0	0	0	0	0	0	0
	Sub-Total(B)(1)	0														0	0	0	0	0
(2)	Central Government/ State Government(s)/ President of India	0	0	0	0	0	0	0	0	0	0	0	0	0	0	0	0	0	0	0
	Sub-Total (B)(2)	0	0	0	0	0	0	0	0	0	0	0	0	0	0	0	0	0	0	0
(3)	Non-institutions															0	0	0	0	0
(a-i)	Individuals - i. Individual shareholders holding nominal share capital up to Rs. 2 lakhs.	0	0	0	0	0	0	0	0	0	0	0	0	0	0	0	0	0	0	0
(a-ii)	Individuals - ii. Individual shareholders holding nominal share capital in excess of Rs. 2 lakhs.	0	0	0	0	0	0	0	0	0	0	0	0	0	0	0	0	0	0	0
(b)	NBFCs registered with RBI	0	0	0	0	0	0	0	0	0	0	0	0	0	0	0	0	0	0	0
(c)	Employee Trusts	0	0	0	0	0	0	0	0	0	0	0	0	0	0	0	0	0	0	0
(d)	Overseas Depositories (holding DRs) (balancing figure)	0	0	0	0	0	0	0	0	0	0	0	0	0	0	0	0	0	0	0
(e)	Any other (Specify)	0	0	0	0	0	0	0	0	0	0	0	0	0	0	0	0	0	0	0
	Sub-Total (B)(3)	0	0	0	0	0	0	0	0	0	0	0	0	0	0	0	0	0	0	0
	Total Public Shareholding (B)= (B)(1)+(B)(2)+(B)(3)	0	0	0	0	0	0	0	0	0	0	0	0	0	0	0	0	0	0	0

Details of shareholders acting as person in concert for Public: **NA**

Details of shares which remain unclaimed for Public: **NA**

For Jspil Life Science Services and Holdings Pvt. Ltd.

 Authorised Signatory

C Table IV - Statement showing shareholding pattern of the Non Promoter - Non Public Shareholder																				
Sr. No.	Category & Name of the Shareholders (I)	No. of shareholder (III)	No. of fully paid up equity shares held (IV)	Partly paid-up equity shares held (V)	Nos. of shares underlying Depository Receipts (VI)	Total nos. shares held (VII = IV+V+VI)	Shareholding as a % of total no. of shares (calculated as per SCRR, 1957) (VIII) As a % of (A+B+C2)	Number of Voting Rights held in each class of securities (IX)				No. of Shares Underlying Outstanding convertible securities (X)	No. of Shares Underlying Outstanding Warrants (Xi)	No. Of Shares Underlying Outstanding convertible securities and No. Of Warrants (Xi) (a)	Shareholding , as a % assuming full conversion of convertible securities (as a percentage of diluted share capital) (XI)= (VII)+(X) As a % of (A+B+C2)	Number of Locked in shares (XII)		Number of Shares pledged or otherwise encumbered (XIII)		Number of equity shares held in dematerialized form (XIV)
								No. of Voting Rights			Total as a % of Total Voting rights					No.	As a % of total Shares held	No.	As a % of total Shar es held	
								Class X	Class Y	Total										
(1)	Custodian/DR Holder	0	0	0	0	0	0	0	0	0	0	0	0	0	0	0	0	0	0	0
(2)	Employee Benefit Trust (under SEBI (Share based Employee Benefit) Regulations, 2014)	0	0	0	0	0	0	0	0	0	0	0	0	0	0	0	0	0	0	0
	Total Non-Promoter -Non-Public=(C)(1)+(C)(2)	0	0	0	0	0	0.00	0	0	0	0.00	0			0.00	0	0.00	0	0.000	0

For Jspl Life Science Services and Holdings Pvt. Ltd.

 Authorised Signatory

Annexure

Table V- Statement showing details of significant beneficial owners (SBOs)

[illegible]

* In case the nature of the holding/ exercise of the right of a SBO falls under multiple categories specified under (a) to (e) under Column III, multiple rows for the same SBO shall be inserted accordingly for each of the categories.

This column shall have the details as specified by the listed entity under Form No. BEN-2 as submitted to the Registrar.

For Jspl Life Science Services and Holdings Pvt. Ltd.

Authorized Signatory

1	Name of the Company:	JUBILANT LIFE SCIENCES LIMITED			
2	CIN:	L24116UP1978PLC004624			
3	Class of Security:	Equity			
4	ISIN:	INE700A01033			
5	Share Holding Pattern filed under Regulation 31(1)(b) for quarter ending:	November 22, 2019 (Pre Scheme)			
6	Declaration: Entity is required to submit the following declaration to the extent of submission of information:-				
	Particulars	Yes/No	Promoter and Promoter Group	Public Shareholding	Non Promoter - Non Public
	1. Whether the Listed Entity has issued any partly paid up shares?	No			
	2. Whether the Listed Entity has issued any Convertible Securities?	No			
	3. Whether the Listed Entity has issued any Warrants ?	No			
	4. Whether the Listed Entity has any shares against which depository receipt are issued?	No			
	5. Whether the Listed Entity has any shares in locked-in?	No			
	6. Whether any shares held by promoters are pledge or otherwise encumbered?	No			
	7. Whether company has equity shares with differential voting rights?	No			
	8. Whether the listed entity has any significant beneficial owner?	No			
7	The tabular format for disclosure of holding of specified securities is as follows:				

Certified True Copy
For Jubilant Life Sciences Limited



Rajiv Shah
Company Secretary

Table I - Summary Statement holding of specified securities																				
Category (I)	Category of shareholder (II)	Nos. of shareholders (III)	No. of fully paid up equity shares held (IV)	No. of Partly paid-up equity shares held (V)	No. of shares underlying Depository Receipts (VI)	Total nos. shares held (VII) = (IV)+(V)+ (VI)	Shareholding as a % of total no. of shares (calculated as per SCRR, 1957) (VIII) As a % of (A+B+C2)	Number of Voting Rights held in each class of securities (IX)			No. Of Shares Underlying Outstanding convertible securities (X)	No. of Shares Underlying Outstanding Warrants (XI)	No. Of Shares Underlying Outstanding convertible securities and No. Of Warrants (XI) (a)	Shareholding , as a % assuming full conversion of convertible securities (as a percentage of diluted share capital) (XI)= (VII)+(X) As a % of (A+B+C2)	Number of Locked in shares (XII)		Number of Shares pledged or otherwise encumbered (XIII)		Number of equity shares held in dematerialized form (XIV)	
								No of Voting Rights							Total as a % of (A+B+ C)	No. (a)	As a % of total Shares held (b)	No. (a)		As a % of total Shares held (b)
								Class eg: X	Class eg:y	Total										
(A)	Promoter & Promoter Group	19	80717056	0	0	80717056	50.68	80717056	0	80717056	50.68	0	0	0	50.68	0	0.00	0	0.00	80717056
(B)	Public	47656	78564083	0	0	78564083	49.32	78564083	0	78564083	49.32	0	0	0	49.32	0	0.00	NA	NA	77798197
(C)	Non Promoter - Non Public	0	0	0	0	0	0.00	0	0	0	0.00	0	0	0	0.00	0	0.00	NA	NA	0
(C1)	Shares underlying DRs	0	0	0	0	0	0.00	0	0	0	0.00	0	0	0	0.00	0	0.00	NA	NA	0
(C2)	Shares held by Employee Trusts	0	0	0	0	0	0.00	0	0	0	0.00	0	0	0	0.00	0	0.00	NA	NA	0
	Total	47675	159281139	0	0	159281139	100.00	159281139	0	159281139	100.00	0	0	0	100.00	0	0.00	0	0.00	158515253


Certified True Copy
 For Jubilant Life Sciences Limited

 Rajiv Shah
 Company Secretary

Table II - Statement showing shareholding pattern of the Promoter and Promoter Group

Sr. No.	Category & Name of the Shareholders (I)	No. of shareholder (III)	No. of fully paid up equity shares held (IV)	Partly paid-up equity shares held (V)	Nos. of shares underlying Depository Receipts (VI)	Total nos. shares held (VII = IV+V+VI)	Shareholding as a % of total no. of shares (calculated as per SCRR, 1957) (VIII) As a % of (A+B+C2)	Number of Voting Rights held in each class of securities (IX)				No. Of Shares Underlying Outstanding convertible securities (X)	No. of Shares Underlying Outstanding Warrants (XI)	No. Of Shares Underlying Outstanding convertible securities and No. Of Warrants (XI) (a)	Shareholding as a % assuming full conversion of convertible securities (as a percentage of diluted share capital) (XI)= (VII)+(X) As a % of (A+B+C2)	Number of Locked in shares (XII)		Number of Shares pledged or otherwise encumbered (XIII)		Number of equity shares held in dematerialized form (XIV)
								No. of Voting Rights			Total as a % of Total Voting rights					No. (a)	As a % of total Shares held (b)	No. (a)	As a % of total Shares held (b)	
								Class X	Class Y	Total										
(1)	Indian																			
(a)	Individuals/Hindu Undivided Family	4	503500	0	0	503500	0.32	503500	0	503500	0.32	0	0	0	0.32	0	0.00	0	0.00	503500
	HARI SHANKAR BHARTIA	1	360885	0	0	360885	0.23	360885	0	360885	0.23	0	0	0	0.23	0	0.00	0	0.00	360885
	KAVITA BHARTIA	1	10285	0	0	10285	0.01	10285	0	10285	0.01	0	0	0	0.01	0	0.00	0	0.00	10285
	PRIYAVRAT BHARTIA	1	3085	0	0	3085	0.00	3085	0	3085	0.00	0	0	0	0.00	0	0.00	0	0.00	3085
	SHAMIT BHARTIA	1	129245	0	0	129245	0.08	129245	0	129245	0.08	0	0	0	0.08	0	0.00	0	0.00	129245
(b)	Central Government/State Government(s)	0	0	0	0	0	0.00	0	0	0	0.00	0	0	0	-	0.00	0	0.00	0	0
(c)	Financial Institutions/Banks	0	0	0	0	0	0.00	0	0	0	0.00	0	0	0	-	0.00	0	0.00	0	0
(d)	Any Others (specify) BODIES CORPORATE	10	73583176	0	0	73583176	46.20	73583176	0	73583176	46.20	0	0	0	46.20	0	0	0	0	73583176
	JAYTEE PRIVATE LIMITED	1	7600	0	0	7600	0.00	7600	0	7600	0.00	0	0	0	0.00	0	0.00	0	0.00	7600
	NIKITA RESOURCES PRIVATE LIMITED	1	3504540	0	0	3504540	2.20	3504540	0	3504540	2.20	0	0	0	2.20	0	0.00	0	0.00	3504540
	VAM HOLDINGS LIMITED	1	0	0	0	0	0.00	0	0	0	0.00	0	0	0	-	0	0.00	0	0.00	0
	JUBILANT STOCK HOLDING PRIVATE LIMITED	1	21361992	0	0	21361992	13.41	21361992	0	21361992	13.41	0	0	0	13.41	0	0.00	0	0.00	21361992
	HSB CORPORATE CONSULTANTS PRIVATE LIMITED	1	19278979	0	0	19278979	12.10	19278979	0	19278979	12.10	0	0	0	12.10	0	0.00	0	0.00	19278979
	SSB CONSULTANTS AND MANAGEMENT SERVICES PRIVATE LIMITED	1	21587665	0	0	21587665	13.55	21587665	0	21587665	13.55	0	0	0	13.55	0	0.00	0	0.00	21587665
	MAV MANAGEMENT ADVISORS LLP	1	5011400	0	0	5011400	3.15	5011400	0	5011400	3.15	0	0	0	3.15	0	0.00	0	0.00	5011400
	JUBILANT ENPRO PRIVATE LIMITED	1	2831000	0	0	2831000	1.78	2831000	0	2831000	1.78	0	0	0	1.78	0	0.00	0	0.00	2831000
	JUBILANT CONSUMER PRIVATE LIMITED	1	0	0	0	0	0.00	0	0	0	0.00	0	0	0	-	0	0.00	0	0.00	0
	JUBILANT ADVISORS LLP	1	0	0	0	0	0.00	0	0	0	0.00	0	0	0	-	0	0.00	0	0.00	0
	Sub-Total(A)(1)	14	74086676	0	0	74086676	46.51	74086676	0	74086676	46.51	0	0	0	46.51	0	0.00	0	0.00	74086676
(2)	Foreign																			
(a)	Individuals (Non- Resident Individuals/ Foreign Individuals)	1	1399925	0	0	1399925	0.88	1399925	0	1399925	0.88	0	0	0	0.88	0	0.00	0	0.00	1399925
	SHYAM SUNDER BHARTIA	1	1399925	0	0	1399925	0.88	1399925	0	1399925	0.88	0	0	0	0.88	0	0.00	0	0.00	1399925
(b)	Government	0	0	0	0	0	0.00	0	0	0	0.00	0	0	0	-	0	0.00	0	0.00	0
(c)	Institutions	0	0	0	0	0	0.00	0	0	0	0.00	0	0	0	-	0.00	0	0.00	0	0
(d)	Foreign Portfolio Investor	0	0	0	0	0	0.00	0	0	0	0.00	0	0	0	-	0	0.00	0	0.00	0
(e)	Any Others (specify) BODIES CORPORATE	4	5230455	0	0	5230455	3.28	5230455	0	5230455	3.28	0	0	0	3.28	0	0	0	0	5230455
	TORINO OVERSEAS LIMITED	1	0	0	0	0	0.00	0	0	0	0.00	0	0	0	-	0	0.00	0	0.00	0
	CUMIN INVESTMENTS LIMITED	1	0	0	0	0	0.00	0	0	0	0.00	0	0	0	-	0	0.00	0	0.00	0
	RANCE INVESTMENT HOLDINGS LIMITED	1	0	0	0	0	0.00	0	0	0	0.00	0	0	0	-	0	0.00	0	0.00	0
	MILLER HOLDINGS PTE. LIMITED	1	5230455	0	0	5230455	3.28	5230455	0	5230455	3.28	0	0	0	3.28	0	0.00	0	0.00	5230455
	Sub-Total (A)(2)	5	6630380	0	0	6630380	4.16	6630380	0	6630380	4.16	0	0	0	4.16	0	0.00	0	0.00	6630380
	Total Shareholding of Promoter and Promoter Group (A)= (A)(1)+(A)(2)	19	80717056	0	0	80717056	50.68	80717056	0	80717056	50.68	0	0	0	50.68	0	0.00	0	0.00	80717056

Certified True Copy
For Jubilant Life Sciences Limited


Rajiv Shah
Company Secretary


Table III - Statement showing shareholding pattern of the Public Shareholder

Sr. No.	Category & Name of the Shareholders (I)	Nos. of shareholder (III)	No. of fully paid up equity shares held (IV)	Partly paid-up equity shares held (V)	Nos. of shares underlying Depository Receipts (VI)	Total nos. shares held (VII = IV+V+VI)	Shareholding % calculated as per SCRR, 1957 As a % of (A+B+C2) (VIII)	Number of Voting Rights held in each class of securities (IX)				No. Of Shares Underlying Outstanding convertible securities (X)	No. of Shares Underlying Outstanding Warrants (XI)	No. Of Shares Underlying Outstanding convertible securities and No. Of Warrants (XI) (a)	Shareholding , as a % assuming full conversion of convertible securities (as a percentage of diluted share capital) (XI)= (VII)+(X) As a % of (A+B+C2)	Number of Locked in shares (XII)		Number of Shares pledged or otherwise encumbered (XIII)		Number of equity shares held in dematerialized form (XIV)
								No of Voting Rights			Total as a % of Total Voting rights					No. (a)	As a % of total Shares held (b)	No. (a)	As a % of total Shares held (b)	
								Class X	Class Y	Total										
(1)	Institutions																			
(a)	Mutual Fund	7	3573555	0	0	3573555	2.24	3573555	0	3573555	2.24	0	0	0	2.24	0	0.00	NA	NA	3573555
	DSP TOP 100 EQUITY FUND	1	1945032	0	0	1945032	1.22	1945032	0	1945032	1.22	0	0	0	1.22	0	0.00	NA	NA	1945032
(b)	Venture Capital Funds	0	0	0	0	0	0.00	0	0	0	0.00	0	0	0	0.00		0.00	NA	NA	0
(c)	Alternate Investment Funds	3	73669	0	0	73669	0.05	73669	0	73669	0.05	0	0	0	0.05	0	0.00	NA	NA	73669
(d)	Foreign Venture Capital Investors	0	0	0	0	0	0.00	0	0	0	0.00	0	0	0	0.00		0.00	NA	NA	0
(e)	Foreign Portfolio Investors	177	43413475	0	0	43413475	27.26	43413475	0	43413475	27.26	0	0	0	27.26	0	0.00	NA	NA	43413475
	LAZARD EMERGING MARKETS SMALL CAP EQUITY TRUST	1	2077829	0	0	2077829	1.30	2077829	0	2077829	1.30	0	0	0	1.30	0	0.00	NA	NA	2077829
	GOVERNMENT PENSION FUND GLOBAL	1	4701511	0	0	4701511	2.95	4701511	0	4701511	2.95	0	0	0	2.95	0	0.00	NA	NA	4701511
	EAST BRIDGE CAPITAL MASTER FUND LIMITED	1	7377759	0	0	7377759	4.63	7377759	0	7377759	4.63	0	0	0	4.63	0	0.00	NA	NA	7377759
	EAST BRIDGE CAPITAL MASTER FUND I LIMITED	1	1769988	0	0	1769988	1.11	1769988	0	1769988	1.11	0	0	0	1.11	0	0.00	NA	NA	1769988
	BNP PARIBAS ARBITRAGE	1	1758262	0	0	1758262	1.10	1758262	0	1758262	1.10	0	0	0	1.10	0	0.00	NA	NA	1758262
	MORGAN STANLEY ASIA (SINGAPORE) PTE.	1	1626012	0	0	1626012	1.02	1626012	0	1626012	1.02	0	0	0	1.02	0	0.00	NA	NA	1626012
(f)	Financial Institutions/ Banks	8	452661	0	0	452661	0.28	452661	0	452661	0.28	0	0	0	0.28	0	0.00	NA	NA	452661
(g)	Insurance Companies	1	69711	0	0	69711	0.04	69711	0	69711	0.04	0	0	0	0.04		0.00	NA	NA	69711
(h)	Provident Funds/ Pension Funds	0	0	0	0	0	0.00	0	0	0	0.00	0	0	0	0.00	0	0.00	NA	NA	0
(i)	Any Others (specify)	0	0	0	0	0	0.00	0	0	0	0.00	0	0	0	0.00	0	0.00	NA	NA	0
	Sub-Total(B)(1)	196	47583071	0	0	47583071	29.87	47583071	0	47583071	29.87	0	0	0	29.87	0	0.00	NA	NA	47582471
(2)	Central Government/ State Government(s)/ President of India	0	0	0	0	0	0.00	0	0	0	0.00	0	0	0	0.00		0.00	NA	NA	0
	Sub-Total (B)(2)	0	0	0	0	0	0.00	0	0	0	0.00	0	0	0	0.00	0	0.00	NA	NA	0
(3)	Non-institutions																			
(a-i)	Individuals - i. Individual shareholders holding nominal share capital up to Rs. 2 lakhs.	44445	13619544	0	0	13619544	8.55	13619544	0	13619544	8.55	0	0	0	8.55	0	0.00	NA	NA	12886753
(a-ii)	Individuals - ii. Individual shareholders holding nominal share capital in excess of Rs. 2 lakhs.	5	7885209	0	0	7885209	4.95	7885209	0	7885209	4.95	0	0	0	4.95	0	0.00	NA	NA	7885209
	Rakesh Radheshyam Jhunjhunwala	1	5500000	0	0	5500000	3.45	5500000	0	5500000	3.45	0	0	0	3.45	0	0.00	NA	NA	5500000
(b)	NBFCs registered with RBI	3	170503	0	0	170503	0.11	170503	0	170503	0.11	0	0	0	0.11	0	0.00	NA	NA	170503
(c)	Employee Trusts	0	0	0	0	0	0.00	0	0	0	0.00	0	0	0	0.00	0	0.00	NA	NA	0
(d)	Overseas Depositories (holding DRs) (balancing figure)	0	0	0	0	0	0.00	0	0	0	0.00	0	0	0	0.00		0.00	NA	NA	0
(e)	Any other (Specify)	3007	9305756	0	0	9305756	5.84	9305756	0	9305756	5.84	0	0	0	5.84	0	0.00	NA	NA	9273261
(e-i)	CLEARING MEMBER	187	179811	0	0	179811	0.11	179811	0	179811	0.11	0	0	0	0.11	0	0.00	NA	NA	179811
(e-ii)	BODIES CORPORATE	490	5619765	0	0	5619765	3.53	5619765	0	5619765	3.53	0	0	0	3.53	0	0.00	NA	NA	5618415
(e-iii)	NON RESIDENT INDIAN	1323	696752	0	0	696752	0.44	696752	0	696752	0.44	0	0	0	0.44	0	0.00	NA	NA	665607
(e-iv)	TRUST	8	75763	0	0	75763	0.05	75763	0	75763	0.05	0	0	0	0.05	0	0.00	NA	NA	75763
(e-v)	RESIDENT (HUF)	997	485090	0	0	485090	0.30	485090	0	485090	0.30	0	0	0	0.30	0	0.00	NA	NA	485090
(e-vi)	JLL-UNCLAIMED SUSPENSE ACCOUNT	1	1209155	0	0	1209155	0.76	1209155	0	1209155	0.76	0	0	0	0.76	0	0.00	NA	NA	1209155
(e-viii)	IEPF	1	1039420	0	0	1039420	0.65	1039420	0	1039420	0.65	0	0	0	0.65		0.00	NA	NA	1039420
	Sub-Total (B)(3)	47460	30981012	0	0	30981012	19.45	30981012	0	30981012	19.45	0	0	0	19.45	0	0	0	0	30215726
	Total Public Shareholding (B)= (B)(1)+(B)(2)+(B)(3)	47656	78564083	0	0	78564083	49.32	78564083	0	78564083	49.32	0	0	0	49.32	0	0	NA	NA	77798197

1. Details of the shareholders acting as person in concert for public including their shareholding (No. and %): NIL


2. Details of Shares which remain unclaimed may be given here along with details such as number of shareholders, outstanding shares held in demat/unclaimed suspense account, voting rights which are frozen etc.

No. of Shareholders	No. of shares
2120	1209155

Certified True Copy
For Jubilant Life Sciences Limited

Rajiv Shah
Company Secretary

Sr. No.	Category & Name of the Shareholders (I)	No. of shareholder (III)	No. of fully paid up equity shares held (IV)	Partly paid-up equity shares held (V)	Nos. of shares underlying Depository Receipts (VI)	Total nos. shares held (VII = IV+V+VI)	Shareholding % calculated as per SCRR, 1957 As a % of (A+B+C2) (VIII)	Number of Voting Rights held in each class of securities (IX)				No. Of Shares Underlying Outstanding convertible securities (X)	No. of Shares Underlying Outstanding Warrants (Xi)	No. Of Shares Underlying Outstanding convertible securities and No. Of Warrants (Xi) (a)	Shareholding , as a % assuming full conversion of convertible securities (as a percentage of diluted share capital) (XI)= (VII)+(X) As a % of (A+B+C2)	Number of Locked in shares (XII)		Number of Shares pledged or otherwise encumbered (XIII)		Number of equity shares held in dematerialized form (XIV)
								No. of Voting Rights			Total as a % of Total Voting rights					No.	As a % of total Shares held	No.	As a % of total Shar es held	
								Class X	Class Y	Total										
(1)	Custodian/DR Holder	0	0	0	0	0	0.00	0	0	0	0.00	0			0.00		0.00	NA	NA	0
(2)	Employee Benefit Trust (under SEBI (Share based Employee Benefit) Regulations, 2014)	0	0	0	0	0	0.00	0	0	0	0.00	0			0.00	0	0.00	NA	NA	0
(a)		0	0	0	0	0	0.00	0	0	0	0.00	0			0.00	0	0.00	NA	NA	0
	Total Non-Promoter -Non-Public=(C)(1)+(C)(2)	0	0	0	0	0	0.00	0	0	0	0.00	0			0.00	0	0.00	NA	NA	0

Certified True Copy
For Jubilant Life Sciences Limited


Rajiv Shah
Company Secretary

Annexure

Table V- Statement showing details of significant beneficial owners (SBOs)

[illegible]

* In case the nature of the holding/ exercise of the right of a SBO falls under multiple categories specified under (a) to (e) under Column III, multiple rows for the same SBO shall be inserted accordingly for each of the categories.

This column shall have the details as specified by the listed entity under Form No. BEN-2 as submitted to the Registrar.

**Certified True Copy
For Jubilant Life Sciences Limited**


Rajiv Shah
Company Secretary

1	Name of the Company:	JUBILANT LIFE SCIENCES LIMITED			
2	CIN:	L24116UP1978PLC004624			
3	Class of Security:	Equity			
4	ISIN:	INE700A01033			
5	Share Holding Pattern filed under Regulation 31(1)(b) for quarter ending:	November 22, 2019 (Post Scheme)			
6	Declaration: Entity is required to submit the following declaration to the extent of submission of information:-				
	Particulars	Yes/No	Promoter and Promoter Group	Public Shareholding	Non Promoter - Non Public
	1. Whether the Listed Entity has issued any partly paid up shares?	No			
	2. Whether the Listed Entity has issued any Convertible Securities?	No			
	3. Whether the Listed Entity has issued any Warrants ?	No			
	4. Whether the Listed Entity has any shares against which depository receipt are issued?	No			
	5. Whether the Listed Entity has any shares in locked-in?	No			
	6. Whether any shares held by promoters are pledge or otherwise encumbered?	No			
	7. Whether company has equity shares with differential voting rights?	No			
	8. Whether the listed entity has any significant beneficial owner?	No			
7	The tabular format for disclosure of holding of specified securities is as follows:				


Certified True Copy
For Jubilant Life Sciences Limited

Rajiv Shah
Company Secretary

Table I - Summary Statement holding of specified securities

Table I - Summary Statement holding of specified securities																				
Category (I)	Category of shareholder (II)	Nos. of shareholders (III)	No. of fully paid up equity shares held (IV)	No. of Partly paid-up equity shares held (V)	No. of shares underlying Depository Receipts (VI)	Total nos. shares held (VII) = (IV)+(V)+ (VI)	Shareholding as a % of total no. of shares (calculated as per SCRR, 1957) (VIII) As a % of (A+B+C2)	Number of Voting Rights held in each class of securities (IX)				No. Of Shares Underlying Outstanding convertible securities (X)	No. of Shares Underlying Outstanding Warrants (XI)	No. Of Shares Underlying Outstanding convertible securities and No. Of Warrants (XI) (a)	Shareholding, as a % assuming full conversion of convertible securities (as a percentage of diluted share capital) (XI)= (VII)+(X) As a % of (A+B+C2)	Number of Locked in shares (XII)		Number of Shares pledged or otherwise encumbered (XIII)		Number of equity shares held in dematerialized form (XIV)
								No of Voting Rights			Total as a % of (A+B+ C)					No. (a)	As a % of total Shares held (b)	No. (a)	As a % of total Shares held (b)	
								Class eg: X	Class eg:y	Total										
(A)	Promoter & Promoter Group	18	80717056	0	0	80717056	50.68	80717056	0	80717056	50.68	0	0	0	50.68	0	0.00	0	0.00	80717056
(B)	Public	47656	78564083	0	0	78564083	49.32	78564083	0	78564083	49.32	0	0	0	49.32	0	0.00	NA	NA	77798197
(C)	Non Promoter - Non Public	0	0	0	0	0	0.00	0	0	0	0.00	0	0	0	0.00	0	0.00	NA	NA	0
(C1)	Shares underlying DRs	0	0	0	0	0	0.00	0	0	0	0.00	0	0	0	0.00	0	0.00	NA	NA	0
(C2)	Shares held by Employee Trusts	0	0	0	0	0	0.00	0	0	0	0.00	0	0	0	0.00	0	0.00	NA	NA	0
	Total	47674	159281139	0	0	159281139	100.00	159281139	0	159281139	100.00	0	0	0	100.00	0	0.00	0	0.00	158515253

Certified True Copy
For Jubilant Life Sciences Limited


Rajiv Shah
Company Secretary

Table II - Statement showing shareholding pattern of the Promoter and Promoter Group

Sr. No.	Category & Name of the Shareholders (I)	No. of shareholder (III)	No. of fully paid up equity shares held (IV)	Partly paid-up equity shares held (V)	Nos. of shares underlying Depository Receipts (VI)	Total nos. shares held (VII = IV+V+VI)	Shareholding as a % of total no. of shares (calculated as per SCRR, 1957) (VIII) As a % of (A+B+C2)	Number of Voting Rights held in each class of securities (IX)				No. Of Shares Underlying Outstanding convertible securities (X)	No. of Shares Underlying Outstanding Warrants (XI)	No. Of Shares Underlying Outstanding convertible securities and No. Of Warrants (XI) (a)	Shareholding as a % assuming full conversion of convertible securities (as a percentage of diluted share capital) (XI)= (VII)+(X) As a % of (A+B+C2)	Number of Locked in shares (XII)		Number of Shares pledged or otherwise encumbered (XIII)		Number of equity shares held in dematerialized form (XIV)
								No. of Voting Rights			Total as a % of Total Voting rights					No. (a)	As a % of total Shares held (b)	No. (a)	As a % of total Shares held (b)	
								Class X	Class Y	Total										
(1)	Indian																			
(a)	Individuals/Hindu Undivided Family	4	503500	0	0	503500	0.32	503500	0	503500	0.32	0	0	0	0.32	0	0.00	0	0.00	503500
	HARI SHANKAR BHARTIA	1	360885	0	0	360885	0.23	360885	0	360885	0.23	0	0	0	0.23	0	0.00	0	0.00	360885
	KAVITA BHARTIA	1	10285	0	0	10285	0.01	10285	0	10285	0.01	0	0	0	0.01	0	0.00	0	0.00	10285
	PRIYAVRAT BHARTIA	1	3085	0	0	3085	0.00	3085	0	3085	0.00	0	0	0	0.00	0	0.00	0	0.00	3085
	SHAMIT BHARTIA	1	129245	0	0	129245	0.08	129245	0	129245	0.08	0	0	0	0.08	0	0.00	0	0.00	129245
(b)	Central Government/State Government(s)	0	0	0	0	0	0.00	0	0	0	0.00	0	0	0	-	0	0.00	0	0.00	0
(c)	Financial Institutions/Banks	0	0	0	0	0	0.00	0	0	0	0.00	0	0	0	-	0	0.00	0	0.00	0
(d)	Any Others (specify) BODIES CORPORATE	9	73583176	0	0	73583176	46.20	73583176	0	73583176	46.20	0	0	0	-	0	0.00	0	0.00	73583176
	JAYTEE PRIVATE LIMITED	1	7600	0	0	7600	0.00	7600	0	7600	0.00	0	0	0	0.00	0	0.00	0	0.00	7600
	NIKITA RESOURCES PRIVATE LIMITED	1	3504540	0	0	3504540	2.20	3504540	0	3504540	2.20	0	0	0	2.20	0	0.00	0	0.00	3504540
	VAM HOLDINGS LIMITED	1	0	0	0	0	0.00	0	0	0	0.00	0	0	0	-	0	0.00	0	0.00	0
	SPB Trustee Company Private Limited and SS Trustee Company Private Limited on behalf of Shyam Sunder Bhartia Family Trust	1	32268661	0	0	32268661	20.26	32268661	0	32268661	20.26	0	0	0	20.26	0	0.00	0	0.00	32268661
	HSB Trustee Company Private Limited and HS Trustee Company Private Limited on behalf of Hari Shanker Bhartia Family Trust	1	29959975	0	0	29959975	18.81	29959975	0	29959975	18.81	0	0	0	18.81	0	0.00	0	0.00	29959975
	MAV MANAGEMENT ADVISORS LLP	1	5011400	0	0	5011400	3.15	5011400	0	5011400	3.15	0	0	0	3.15	0	0.00	0	0.00	5011400
	JUBILANT ENPRO PRIVATE LIMITED	1	2831000	0	0	2831000	1.78	2831000	0	2831000	1.78	0	0	0	1.78	0	0.00	0	0.00	2831000
	JUBILANT CONSUMER PRIVATE LIMITED	1	0	0	0	0	0.00	0	0	0	0.00	0	0	0	-	0	0.00	0	0.00	0
	JUBILANT ADVISORS LLP	1	0	0	0	0	0.00	0	0	0	0.00	0	0	0	-	0	0.00	0	0.00	0
	Sub-Total(A)(1)	13	74086676	0	0	74086676	46.51	74086676	0	74086676	46.51	0	0	0	46.51	0	0.00	0	0.00	74086676
(2)	Foreign																			
(a)	Individuals (Non- Resident Individuals/ Foreign Individuals)	1	1399925	0	0	1399925	0.88	1399925	0	1399925	0.88	0	0	0	0.88	0	0.00	0	0.00	1399925
	SHYAM SUNDER BHARTIA	1	1399925	0	0	1399925	0.88	1399925	0	1399925	0.88	0	0	0	0.88	0	0.00	0	0.00	1399925
(b)	Government	0	0	0	0	0	0.00	0	0	0	0.00	0	0	0	-	0	0.00	0	0.00	0
(c)	Institutions	0	0	0	0	0	0.00	0	0	0	0.00	0	0	0	-	0	0.00	0	0.00	0
(d)	Foreign Portfolio Investor	0	0	0	0	0	0.00	0	0	0	0.00	0	0	0	-	0	0.00	0	0.00	0
(e)	Any Others (specify) BODIES CORPORATE	4	5230455	0	0	5230455	3.28	5230455	0	5230455	3.28	0	0	0	3.28	0	0	0	0	5230455
	TORINO OVERSEAS LIMITED	1	0	0	0	0	0.00	0	0	0	0.00	0	0	0	-	0	0.00	0	0.00	0
	CUMIN INVESTMENTS LIMITED	1	0	0	0	0	0.00	0	0	0	0.00	0	0	0	-	0	0.00	0	0.00	0
	RANCE INVESTMENT HOLDINGS LIMITED	1	0	0	0	0	0.00	0	0	0	0.00	0	0	0	-	0	0.00	0	0.00	0
	MILLER HOLDINGS PTE. LIMITED	1	5230455	0	0	5230455	3.28	5230455	0	5230455	3.28	0	0	0	3.28	0	0.00	0	0.00	5230455
	Sub-Total (A)(2)	5	6630380	0	0	6630380	4.16	6630380	0	6630380	4.16	0	0	0	4.16	0	0.00	0	0.00	6630380
	Total Shareholding of Promoter and Promoter Group (A)= (A)(1)+(A)(2)	18	80717056	0	0	80717056	50.68	80717056	0	80717056	50.68	0	0	0	50.68	0	0.00	0	0.00	80717056

Certified True Copy
For Jubilant Life Sciences Limited


Rajiv Shah
Company Secretary

Table III - Statement showing shareholding pattern of the Public Shareholder

Sr. No.	Category & Name of the Shareholders (I)	Nos. of shareholder (III)	No. of fully paid up equity shares held (IV)	Partly paid-up equity shares held (V)	Nos. of shares underlying Depository Receipts (VI)	Total nos. shares held (VII = IV+V+VI)	Shareholding % calculated as per SCRR, 1957 As a % of (A+B+C2) (VIII)	Number of Voting Rights held in each class of securities (IX)				No. Of Shares Underlying Outstanding convertible securities (X)	No. of Shares Underlying Outstanding Warrants (XI)	No. Of Shares Underlying Outstanding convertible securities and No. Of Warrants (XI) (a)	Shareholding , as a % assuming full conversion of convertible securities (as a percentage of diluted share capital) (XI)= (VII)+(X) As a % of (A+B+C2)	Number of Locked in shares (XII)		Number of Shares pledged or otherwise encumbered (XIII)		Number of equity shares held in dematerialized form (XIV)
								No of Voting Rights			Total as a % of Total Voting rights					No. (a)	As a % of total Shares held (b)	No. (a)	As a % of total Shares held (b)	
								Class X	Class Y	Total										
(1)	Institutions																			
(a)	Mutual Fund	7	3573555	0	0	3573555	2.24	3573555	0	3573555	2.24	0	0	0	2.24	0	0.00	NA	NA	3573555
	DSP TOP 100 EQUITY FUND	1	1945032	0	0	1945032	1.22	1945032	0	1945032	1.22	0	0	0	1.22	0	0.00	NA	NA	1945032
(b)	Venture Capital Funds	0	0	0	0	0	0.00	0	0	0	0.00	0	0	0	0.00	0	0.00	NA	NA	0
(c)	Alternate Investment Funds	3	73669	0	0	73669	0.05	73669	0	73669	0.05	0	0	0	0.05	0	0.00	NA	NA	73669
(d)	Foreign Venture Capital Investors	0	0	0	0	0	0.00	0	0	0	0.00	0	0	0	0.00	0	0.00	NA	NA	0
(e)	Foreign Portfolio Investors	177	43413475	0	0	43413475	27.26	43413475	0	43413475	27.26	0	0	0	27.26	0	0.00	NA	NA	43413475
	LAZARD EMERGING MARKETS SMALL CAP EQUITY TRUST	1	2077829	0	0	2077829	1.30	2077829	0	2077829	1.30	0	0	0	1.30	0	0.00	NA	NA	2077829
	GOVERNMENT PENSION FUND GLOBAL	1	4701511	0	0	4701511	2.95	4701511	0	4701511	2.95	0	0	0	2.95	0	0.00	NA	NA	4701511
	EAST BRIDGE CAPITAL MASTER FUND LIMITED	1	7377759	0	0	7377759	4.63	7377759	0	7377759	4.63	0	0	0	4.63	0	0.00	NA	NA	7377759
	EAST BRIDGE CAPITAL MASTER FUND I LIMITED	1	1769988	0	0	1769988	1.11	1769988	0	1769988	1.11	0	0	0	1.11	0	0.00	NA	NA	1769988
	BNP PARIBAS ARBITRAGE	1	1758262	0	0	1758262	1.10	1758262	0	1758262	1.10	0	0	0	1.10	0	0.00	NA	NA	1758262
	MORGAN STANLEY ASIA (SINGAPORE) PTE.	1	1626012	0	0	1626012	1.02	1626012	0	1626012	1.02	0	0	0	1.02	0	0.00	NA	NA	1626012
(f)	Financial Institutions/ Banks	8	452661	0	0	452661	0.28	452661	0	452661	0.28	0	0	0	0.28	0	0.00	NA	NA	452061
(g)	Insurance Companies	1	69711	0	0	69711	0.04	69711	0	69711	0.04	0	0	0	0.04	0	0.00	NA	NA	69711
(h)	Provident Funds/ Pension Funds	0	0	0	0	0	0.00	0	0	0	0.00	0	0	0	0.00	0	0.00	NA	NA	0
(i)	Any Others (specify)	0	0	0	0	0	0.00	0	0	0	0.00	0	0	0	0.00	0	0.00	NA	NA	0
	Sub-Total(B)(1)	196	47583071	0	0	47583071	29.87	47583071	0	47583071	29.87	0	0	0	29.87	0	0.00	NA	NA	47582471
(2)	Central Government/ State Government(s)/ President of India	0	0	0	0	0	0.00	0	0	0	0.00	0	0	0	0.00	0	0.00	NA	NA	0
	Sub-Total (B)(2)	0	0	0	0	0	0.00	0	0	0	0.00	0	0	0	0.00	0	0.00	NA	NA	0
(3)	Non-institutions																			
(a-i)	Individuals - i. Individual shareholders holding nominal share capital up to Rs. 2 lakhs.	44445	13619544	0	0	13619544	8.55	13619544	0	13619544	8.55	0	0	0	8.55	0	0.00	NA	NA	12886753
(a-ii)	Individuals - ii. Individual shareholders holding nominal share capital in excess of Rs. 2 lakhs.	5	7885209	0	0	7885209	4.95	7885209	0	7885209	4.95	0	0	0	4.95	0	0.00	NA	NA	7885209
	Rakesh Radheshyam Jhunjhunwala	1	5500000	0	0	5500000	3.45	5500000	0	5500000	3.45	0	0	0	3.45	0	0.00	NA	NA	5500000
(b)	NBFCs registered with RBI	3	170503	0	0	170503	0.11	170503	0	170503	0.11	0	0	0	0.11	0	0.00	NA	NA	170503
(c)	Employee Trusts\$	0	0	0	0	0	0.00	0	0	0	0.00	0	0	0	0.00	0	0.00	NA	NA	0
(d)	Overseas Depositories (holding DRs) (balancing figure)	0	0	0	0	0	0.00	0	0	0	0.00	0	0	0	0.00	0	0.00	NA	NA	0
(e)	Any other (Specify)	3007	9305756	0	0	9305756	5.84	9305756	0	9305756	5.84	0	0	0	5.84	0	0.00	NA	NA	9273261
(e-i)	CLEARING MEMBER	187	179811	0	0	179811	0.11	179811	0	179811	0.11	0	0	0	0.11	0	0.00	NA	NA	179811
(e-ii)	BODIES CORPORATE	490	5619765	0	0	5619765	3.53	5619765	0	5619765	3.53	0	0	0	3.53	0	0.00	NA	NA	5618415
(e-iii)	NON RESIDENT INDIAN	1323	696752	0	0	696752	0.44	696752	0	696752	0.44	0	0	0	0.44	0	0.00	NA	NA	665607
(e-iv)	TRUST	8	75763	0	0	75763	0.05	75763	0	75763	0.05	0	0	0	0.05	0	0.00	NA	NA	75763
(e-v)	RESIDENT (HUF)	997	485090	0	0	485090	0.30	485090	0	485090	0.30	0	0	0	0.30	0	0.00	NA	NA	485090
(e-vi)	JLL-UNCLAIMED SUSPENSE ACCOUNT	1	1209155	0	0	1209155	0.76	1209155	0	1209155	0.76	0	0	0	0.76	0	0.00	NA	NA	1209155
(e-viii)	IEPF	1	1039420	0	0	1039420	0.65	1039420	0	1039420	0.65	0	0	0	0.65	0	0.00	NA	NA	1039420
	Sub-Total (B)(3)	47460	30981012	0	0	30981012	19.45	30981012	0	30981012	19.45	0	0	0	19.45	0	0	0	0	30215726
	Total Public Shareholding (B)= (B)(1)+(B)(2)+(B)(3)	47656	78564083	0	0	78564083	49.32	78564083	0	78564083	49.32	0	0	0	49.32	0	0	NA	NA	77798197

1. Details of the shareholders acting as person in concert for public including their shareholding (No. and %): NIL

2. Details of Shares which remain unclaimed may be given here along with details such as number of shareholders, outstanding shares held in demat/unclaimed suspense account, voting rights which are frozen etc.

No. of Shareholders	No. of shares
2120	1209155

Certified True Copy
For Jubilant Life Sciences Limited

Rajiv Shah
Rajiv Shah
Company Secretary

Table IV - Statement showing shareholding pattern of the Non Promoter - Non Public Shareholder

Sr. No.	Category & Name of the Shareholders (I)	No. of shareholder (III)	No. of fully paid up equity shares held (IV)	Partly paid-up equity shares held (V)	Nos. of shares underlying Depository Receipts (VI)	Total nos. shares held (VII = IV+V+VI)	Shareholding % calculated as per SCRR, 1957 As a % of (A+B+C2) (VIII)	Number of Voting Rights held in each class of securities (IX)				No. Of Shares Underlying Outstanding convertible securities (X)	No. of Shares Underlying Outstanding Warrants (Xi)	No. Of Shares Underlying Outstanding convertible securities and No. Of Warrants (Xi) (a)	Shareholding , as a % assuming full conversion of convertible securities (as a percentage of diluted share capital) (XI)= (VII)+(X) As a % of (A+B+C2)	Number of Locked in shares (XII)		Number of Shares pledged or otherwise encumbered (XIII)		Number of equity shares held in dematerialized form (XIV)
								No. of Voting Rights			Total as a % of Total Voting rights					No.	As a % of total Shares held	No.	As a % of total Shares held	
								Class X	Class Y	Total										
(1)	Custodian/DR Holder	0	0	0	0	0	0.00	0	0	0	0.00	0			0.00		0.00	NA	NA	0
(2)	Employee Benefit Trust (under SEBI (Share based Employee Benefit) Regulations, 2014)	0	0	0	0	0	0.00	0	0	0	0.00	0			0.00	0	0.00	NA	NA	0
(a)		0	0	0	0	0	0.00	0	0	0	0.00	0			0.00	0	0.00	NA	NA	0
	Total Non-Promoter -Non-Public=(C)(1)+(C)(2)	0	0	0	0	0	0.00	0	0	0	0.00	0			0.00	0	0.00	NA	NA	0

Certified True Copy
For Jubilant Life Sciences Limited



Rajiv Shah
Company Secretary

Table V- Statement showing details of significant beneficial owners (SBOs)

* In case the nature of the holding/ exercise of the right of a SBO falls under multiple categories specified under (a) to (e) under Column III, multiple rows for the same SBO shall be inserted accordingly for each of the categories.

This column shall have the details as specified by the listed entity under Form No. BEN-2 as submitted to the Registrar.

Certified True Copy
For Jubilant Life Sciences Limited


Rajiv Shah
Company Secretary

1	Name of the Company:	JUBILANT LSI LIMITED			
2	CIN:	U24299UP2019PLC122657			
3	Class of Security:	Equity			
4	ISIN:	N.A.			
5	Share Holding Pattern filed under Regulation 31(1)(b) for quarter ending:	Incorporated on October 23, 2019 (Pre Scheme)			
6	Declaration: Entity is required to submit the following declaration to the extent of submission of information:-				
	Particulars	Yes/No	Promoter and Promoter Group	Public Shareholding	Non Promoter - Non Public
	1. Whether the Listed Entity has issued any partly paid up shares?	No			
	2. Whether the Listed Entity has issued any Convertible Securities?	No			
	3. Whether the Listed Entity has issued any Warrants ?	No			
	4. Whether the Listed Entity has any shares against which depository receipt are issued?	No			
	5. Whether the Listed Entity has any shares in locked-in?	No			
	6. Whether any shares held by promoters are pledge or otherwise encumbered?	No			
	7. Whether company has equity shares with differential voting rights?	No			
	8. Whether the listed entity has any significant beneficial owner?	No			
7	The tabular format for disclosure of holding of specified securities is as follows:				

Notes: Jubilant LSI Limited is an unlisted company.





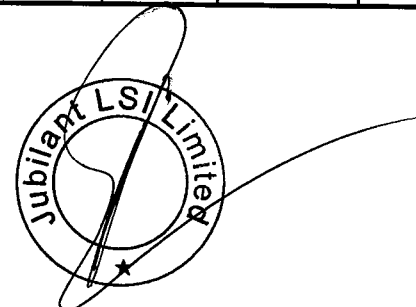
Table 1 - Summary Statement holding of specified securities

Category (I)	Category of shareholder (II)	Nos. of shareholders (III)	No. of fully paid up equity shares held (IV)	No. of Partly paid-up equity shares held (V)	No. of shares underlying Depository Receipts (VI)	Total nos. shares held (VII) = (IV)+(V)+ (VI)	Shareholding as a % of total no. of shares (calculated as per SCRR, 1957) (VIII) As a % of (A+B+C2)	Number of Voting Rights held in each class of securities (IX)			No. of Shares Underlying Outstanding convertible securities (X)	No. of Shares Underlying Outstanding Warrants (XI)	No. Of Shares Underlying Outstanding convertible securities and No. Of Warrants (XI) (a)	Shareholding, as a % assuming full conversion of convertible securities (as a percentage of diluted share capital) (XI)= (VII)+(X) As a % of (A+B+C2)	Number of Locked in shares (XII)		Number of Shares pledged or otherwise encumbered (XIII)		Number of equity shares held in dematerialized form (XIV)	
								No of Voting Rights		Total as a % of (A+B+ C)					No. (a)	As a % of total Shares held (b)	No. (a)	As a % of total Shares held (b)		
								Class eg: X	Class eg: y											Total
(A)	Promoter & Promoter Group	1	499994	0	0	499994	100.00	499994	0	499994	100.00	0	0	0	100.00	0	0.00	0	0.000	0
(B)	Public	6	6	0	0	6	0.00	6	0	6	0.00	0	0	0	0.00	0	0.00	0	0.000	0
(C)	Non Promoter - Non Public	0	0	0	0	0	0.00	0	0	0	0.00	0	0	0	0.00	0	0.00	0	0.000	0
(C1)	Shares underlying DRs	0	0	0	0	0	0.00	0	0	0	0.00	0	0	0	0.00	0	0.00	0	0.000	0
(C2)	Shares held by Employee Trusts	0	0	0	0	0	0.00	0	0	0	0.00	0	0	0	0.00	0	0.00	0	0.000	0
	Total	7	500000	0	0	500000	100.00	500000	0	500000	100.00	0	0	0	100.00	0	0.00	0	0.00	0

Note: 6 (six) Shares are held by Jubilant Life Sciences Limited jointly with 6 individual employees as joint holders who are not the Promoters



A Table II - Statement showing shareholding pattern of the Promoter and Promoter Group																				
Sr. No.	Category & Name of the Shareholders (I)	No. of shareholder (III)	No. of fully paid up equity shares held (IV)	Partly paid-up equity shares held (V)	Nos. of shares underlying Depository Receipts (VI)	Total nos. shares held (VII = IV+V+VI)	Shareholding as a % of total no. of shares (calculated as per SCRR, 1957) (VIII) As a % of (A+B+C2)	Number of Voting Rights held in each class of securities (IX)				No. of Shares Underlying Outstanding convertible securities (X)	No. of Shares Underlying Outstanding Warrants (XI)	No. Of Shares Underlying Outstanding convertible securities and No. Of Warrants (Xi) (a)	Shareholding, as a % assuming full conversion of convertible securities (as a percentage of diluted share capital) (XI) = (VII)+(X) as a % of A+B+C2	Number of Locked in shares (XII)		Number of Shares pledged or otherwise encumbered (XIII)		Number of equity shares held in dematerialized form (XIV)
								No. of Voting Rights			Total as a % of Total Voting rights					No. (a)	As a % of total Shares held (b)	No. (a)	As a % of total Shares held (b)	
								Class eg: X	Class eg: Y	Total										
(1)	Indian																			
(a)	Individuals/Hindu Undivided Family	0	0	0	0	0	0.00	0	0	0	0.00	0	0	0	0.00	0	0.00	0	0.00	0
(b)	Central Government/State Government(s)	0	0	0	0	0	0.00	0	0	0	0.00	0	0	0	0.00	0	0.00	0	0.00	0
(c)	Financial Institutions/Banks	0	0	0	0	0	0.00	0	0	0	0.00	0	0	0	0.00	0	0.00	0	0.00	0
(d)	Any Others (specify) BODIES CORPORATE	1	499994	0	0	499994	100.00	499994	0	499994	100.00	0	0	0	100.00	0	0	0	0	0
	-Jubilant Life Sciences Limited	1	499994	0	0	499994	100.00	499994	0	499994	100.00	0	0	0	100.00	0	0	0	0	0
	Sub-Total(A)(1)	1	499994	0	0	499994	100.00	499994	0	499994	100.00	0	0	0	100.00	0	0	0	0	0
(2)	Foreign																			
(a)	Individuals (Non- Resident Individuals/ Foreign Individuals)	0	0	0	0	0	0.00	0	0	0	0.00	0	0	0	0.00	0	0	0	0	0
(b)	Government	0	0	0	0	0	0.00	0	0	0	0.00	0	0	0	0.00	0	0	0	0	0
(c)	Institutions	0	0	0	0	0	0.00	0	0	0	0.00	0	0	0	0.00	0	0	0	0	0
(d)	Foreign Portfolio Investor	0	0	0	0	0	0.00	0	0	0	0.00	0	0	0	0.00	0	0	0	0	0
(e)	Any Others (specify)	0	0	0	0	0	0.00	0	0	0	0.00	0	0	0	0.00	0	0	0	0	0
	Sub-Total (A)(2)	0	0	0	0	0	0.00	0	0	0	0.00	0	0	0	0.00	0	0	0	0	0
	Total Shareholding of Promoter and Promoter Group (A)= (A)(1)+(A)(2)	1	499994	0	0	499994	100.00	499994	0	499994	100.00	0	0	0	100.00	0	0	0	0	0

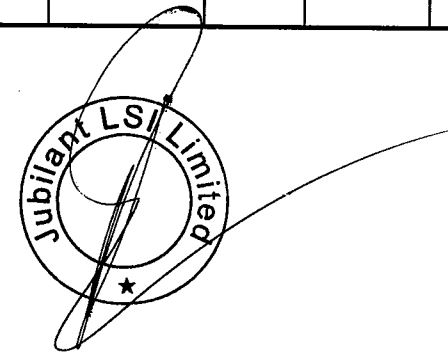


B Table III - Statement showing shareholding pattern of the Public shareholder																				
Sr. No.	Category & Name of the Shareholders (I)	Nos. of shareholder (III)	No. of fully paid up equity shares held (IV)	Partly paid-up equity shares held (V)	Nos. of shares underlying Depository Receipts (VI)	Total nos. shares held (VII = IV+V+VI)	Shareholding as a % of total no. of shares (calculated as per SCRR, 1957) (VIII) As a % of (A+B+C2)	Number of Voting Rights held in each class of securities (IX)				No. of Shares Underlying Outstanding convertible securities (X)	No. of Shares Underlying Outstanding Warrants (XI)	No. Of Shares Underlying Outstanding convertible securities and No. Of Warrants (XI) (a)	Shareholding , as a % assuming full conversion of convertible securities (as a percentage of diluted share capital) (XI)= (VII)+(X) As a % of (A+B+C2)	Number of Locked in shares (XII)		Number of Shares pledged or otherwise encumbered (XIII)		Number of equity shares held in dematerialized form (XIV)
								No of Voting Rights			Total as a % of Total Voting rights					No. (a)	As a % of total Shares held (b)	No. (a)	As a % of total Shares held (b)	
								Class eg: X	Class eg: Y	Total										
(1)	Institutions																			
(a)	Mutual Fund	0	0	0	0	0	0	0	0	0	0	0	0	0	0	0	0	0	0	0
(b)	Venture Capital Funds	0	0	0	0	0	0	0	0	0	0	0	0	0	0	0	0	0	0	0
(c)	Alternate Investment Funds	0	0	0	0	0	0	0	0	0	0	0	0	0	0	0	0	0	0	0
(d)	Foreign Venture Capital Investors	0	0	0	0	0	0	0	0	0	0	0	0	0	0	0	0	0	0	0
(e)	Foreign Portfolio Investors	0	0	0	0	0	0	0	0	0	0	0	0	0	0	0	0	0	0	0
(f)	Financial Institutions/ Banks	0	0	0	0	0	0	0	0	0	0	0	0	0	0	0	0	0	0	0
(g)	Insurance Companies	0	0	0	0	0	0	0	0	0	0	0	0	0	0	0	0	0	0	0
(h)	Provident Funds/ Pension Funds	0	0	0	0	0	0	0	0	0	0	0	0	0	0	0	0	0	0	0
(i)	Any Others (specify)	0	0	0	0	0	0	0	0	0	0	0	0	0	0	0	0	0	0	0
	Sub-Total(B)(1)	0																		
(2)	Central Government/ State Government(s)/ President of India	0	0	0	0	0	0	0	0	0	0	0	0	0	0	0	0	0	0	0
	Sub-Total (B)(2)	0	0	0	0	0	0	0	0	0	0	0	0	0	0	0	0	0	0	0
(3)	Non-institutions																			
(a-i)	Individuals - i. Individual shareholders holding nominal share capital up to Rs. 2 lakhs.	6	6	0	0	6	0.00	6	0	6	0.00	0	0	0	0.00	0	0	0	0	0
(a-ii)	Individuals - ii. Individual shareholders holding nominal share capital in excess of Rs. 2 lakhs.	0	0	0	0	0	0	0	0	0	0	0	0	0	0	0	0	0	0	0
(b)	NBFCs registered with RBI	0	0	0	0	0	0	0	0	0	0	0	0	0	0	0	0	0	0	0
(c)	Employee Trusts	0	0	0	0	0	0	0	0	0	0	0	0	0	0	0	0	0	0	0
(d)	Overseas Depositories (holding DRs) (balancing figure)	0	0	0	0	0	0	0	0	0	0	0	0	0	0	0	0	0	0	0
(e)	Any other (Specify)	0	0	0	0	0	0	0	0	0	0	0	0	0	0	0	0	0	0	0
	Sub-Total (B)(3)	6	6	0	0	6	0.00	6	0	6	0.00	0	0	0	0.00	0	0	0	0	0
	Total Public Shareholding (B)= (B)(1)+(B)(2)+(B)(3)	6	6	0	0	6	0.00	6	0	6	0.00	0	0	0	0.00	0	0	0	0	0


Details of shareholders acting as person in concert for Public: **NA**

Details of shares which remain unclaimed for Public: **NA**

Note: 6 (six) Shares are held by Jubilant Life Sciences Limited jointly with 6 individual employees as joint holders who are not the Promoters.



C Table IV - Statement showing shareholding pattern of the Non Promoter - Non Public Shareholder																				
Sr. No.	Category & Name of the Shareholders (I)	No. of shareholder (III)	No. of fully paid up equity shares held (IV)	Partly paid-up equity shares held (V)	Nos. of shares underlying Depository Receipts (VI)	Total nos. shares held (VII = IV+V+VI)	Shareholding as a % of total no. of shares (calculated as per SCRR, 1957) (VIII) As a % of (A+B+C2)	Number of Voting Rights held in each class of securities (IX)				No. of Shares Underlying Outstanding convertible securities (X)	No. of Shares Underlying Outstanding Warrants (Xi)	No. Of Shares Underlying Outstanding convertible securities and No. Of Warrants (Xi) (a)	Shareholding , as a % assuming full conversion of convertible securities (as a percentage of diluted share capital) (XI)= (VII)+(X) As a % of (A+B+C2)	Number of Locked in shares (XII)		Number of Shares pledged or otherwise encumbered (XIII)		Number of equity shares held in dematerialized form (XIV)
								No. of Voting Rights			Total as a % of Total Voting rights					No.	As a % of total Shares held	No.	As a % of total Shar es held	
								Class X	Class Y	Total										
(1)	Custodian/DR Holder	0	0	0	0	0	0	0	0	0	0	0	0	0	0	0	0	0	0	0
(2)	Employee Benefit Trust (under SEBI (Share based Employee Benefit) Regulations, 2014)	0	0	0	0	0	0	0	0	0	0	0	0	0	0	0	0	0	0	0
	Total Non-Promoter -Non-Public=(C)(1)+(C)(2)	0	0	0	0	0	0.00	0	0	0	0.00	0			0.00	0	0.00	0	0.000	0
	Total (A+B+C2)	7	500000	0	0	500000	100.00	500000	0	500000	100.00	0	0	0	100.00	0	0	0	0	0
	Total (A+B+C)	7	500000	0	0	500000	100.00	500000	0	500000	100.00	0	0	0	100.00	0	0	0	0	0




Annexure

Table V- Statement showing details of significant beneficial owners (SBOs)

[illegible]

* In case the nature of the holding/ exercise of the right of a SBO falls under multiple categories specified under (a) to (e) under Column III, multiple rows for the same SBO shall be inserted accordingly for each of the categories.

This column shall have the details as specified by the listed entity under Form No. BEN-2 as submitted to the Registrar.



1	Name of the Company:	JUBILANT LSI LIMITED			
2	CIN:	U24299UP2019PLC122657			
3	Class of Security:	Equity			
4	ISIN:	-			
5	Share Holding Pattern filed under Regulation 31(1)(b) for quarter ending:	Incorporated on October 23, 2019 (Post Scheme)			
6	Declaration: Entity is required to submit the following declaration to the extent of submission of information:-				
	Particulars	Yes/No	Promoter and Promoter Group	Public Shareholding	Non Promoter - Non Public
	1. Whether the Listed Entity has issued any partly paid up shares?	No			
	2. Whether the Listed Entity has issued any Convertible Securities?	No			
	3. Whether the Listed Entity has issued any Warrants ?	No			
	4. Whether the Listed Entity has any shares against which depository receipt are issued?	No			
	5. Whether the Listed Entity has any shares in locked-in?	No			
	6. Whether any shares held by promoters are pledge or otherwise encumbered?	No			
	7. Whether company has equity shares with differential voting rights?	No			
	8. Whether the listed entity has any significant beneficial owner?	No			
7	The tabular format for disclosure of holding of specified securities is as follows:				

Note: Jubilant LSI Limited is an unlisted company.

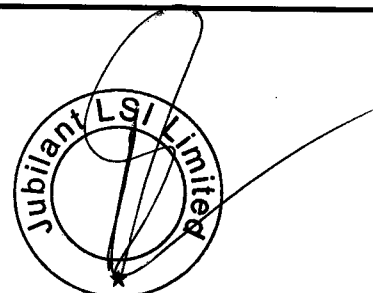


Table I - Summary Statement holding of specified securities

Table 1- Summary Statement holding of specified securities																				
Category (I)	Category of shareholder (II)	Nos. of shareholders (III)	No. of fully paid up equity shares held (IV)	No. of Partly paid-up equity shares held (V)	No. of shares underlying Depository Receipts (VI)	Total nos. shares held (VII) = (IV)+(V)+ (VI)	Shareholding as a % of total no. of shares (calculated as per SCRR, 1957) (VIII) As a % of (A+B+C2)	Number of Voting Rights held in each class of securities (IX)			No. Of Shares Underlying Outstanding convertible securities (X)	No. of Shares Underlying Outstanding Warrants (XI)	No. Of Shares Underlying Outstanding convertible securities and No. Of Warrants (XI) (a)	Shareholding, as a % assuming full conversion of convertible securities (as a percentage of diluted share capital) (XI)= (VII)+(X) As a % of (A+B+C2)	Number of Locked in shares (XII)		Number of Shares pledged or otherwise encumbered (XIII)		Number of equity shares held in dematerialized form (XIV)	
								No of Voting Rights							Total as a % of (A+B+ C)	No. (a)	As a % of total Shares held (b)	No. (a)		As a % of total Shares held (b)
								Class eg: X	Class eg: y	Total										
(A)	Promoter & Promoter Group	18	80717056	0	0	80717056	50.68	80717056	0	80717056	50.68	0	0	0	50.68	0	0.00	0	0.00	80717056
(B)	Public	47656	78564083	0	0	78564083	49.32	78564083	0	78564083	49.32	0	0	0	49.32	0	0.00	NA	NA	77798197
(C)	Non Promoter - Non Public	0	0	0	0	0	0.00	0	0	0	0.00	0	0	0	0.00	0	0.00	NA	NA	0
(C1)	Shares underlying DRs	0	0	0	0	0	0.00	0	0	0	0.00	0	0	0	0.00	0	0.00	NA	NA	0
(C2)	Shares held by Employee Trusts	0	0	0	0	0	0.00	0	0	0	0.00	0	0	0	0.00	0	0.00	NA	NA	0
	Total	47674	159281139	0	0	159281139	100.00	159281139	0	159281139	100.00	0	0	0	100.00	0	0.00	0	0.00	158515253




Table II - Statement showing shareholding pattern of the Promoter and Promoter Group

Sr. No.	Category & Name of the Shareholders (I)	No. of shareholder (III)	No. of fully paid up equity shares held (IV)	Partly paid-up equity shares held (V)	Nos. of shares underlying Depository Receipts (VI)	Total nos. shares held (VII = IV+V+VI)	Shareholding as a % of total no. of shares (calculated as per SCRR, 1957) (VIII) As a % of (A+B+C2)	Number of Voting Rights held in each class of securities (IX)				No. Of Shares Underlying Outstanding convertible securities (X)	No. of Shares Underlying Outstanding Warrants (Xi)	No. Of Shares Underlying Outstanding convertible securities and No. Of Warrants (Xi) (a)	Shareholding as a % assuming full conversion of convertible securities (as a percentage of diluted share capital) (XI)= (VII)+(X) As a % of (A+B+C2)	Number of Locked in shares (XII)		Number of Shares pledged or otherwise encumbered (XIII)		Number of equity shares held in dematerialized form (XIV)
								No. of Voting Rights			Total as a % of Total Voting rights					No. (a)	As a % of total Shares held (b)	No. (a)	As a % of total Shares held (b)	
								Class X	Class Y	Total										
(1)	Indian																			
(a)	Individuals/Hindu Undivided Family	4	503500	0	0	503500	0.32	503500	0	503500	0.32	0	0	0	0.32	0	0.00	0	0.00	503500
	HARI SHANKAR BHARTIA	1	360885	0	0	360885	0.23	360885	0	360885	0.23	0	0	0	0.23	0	0.00	0	0.00	360885
	KAVITA BHARTIA	1	10285	0	0	10285	0.01	10285	0	10285	0.01	0	0	0	0.01	0	0.00	0	0.00	10285
	PRIYAVRAT BHARTIA	1	3085	0	0	3085	0.00	3085	0	3085	0.00	0	0	0	0.00	0	0.00	0	0.00	3085
	SHAMIT BHARTIA	1	129245	0	0	129245	0.08	129245	0	129245	0.08	0	0	0	0.08	0	0.00	0	0.00	129245
(b)	Central Government/State Government(s)	0	0	0	0	0	0.00	0	0	0	0.00	0	0	0	-	0	0.00	0	0.00	0
(c)	Financial Institutions/Banks	0	0	0	0	0	0.00	0	0	0	0.00	0	0	0	-	0	0.00	0	0.00	0
(d)	Any Others (specify) BODIES CORPORATE	9	73583176	0	0	73583176	46.20	73583176	0	73583176	46.20	0	0	0	46.20	0	0	0	0	73583176
	JAYTEE PRIVATE LIMITED	1	7600	0	0	7600	0.00	7600	0	7600	0.00	0	0	0	0.00	0	0.00	0	0.00	7600
	NIKITA RESOURCES PRIVATE LIMITED	1	3504540	0	0	3504540	2.20	3504540	0	3504540	2.20	0	0	0	2.20	0	0.00	0	0.00	3504540
	VAM HOLDINGS LIMITED	1	0	0	0	0	0.00	0	0	0	0.00	0	0	0	-	0	0.00	0	0.00	0
	SPB Trustee Company Private Limited and SS Trustee Company Private Limited on behalf of Shyam Sunder Bhartia Family Trust	1	32268661	0	0	32268661	20.26	32268661	0	32268661	20.26	0	0	0	20.26	0	0.00	0	0.00	32268661
	HSB Trustee Company Private Limited and HS Trustee Company Private Limited on behalf of Hari Shanker Bhartia Family Trust	1	29959975	0	0	29959975	18.81	29959975	0	29959975	18.81	0	0	0	18.81	0	0.00	0	0.00	29959975
	MAV MANAGEMENT ADVISORS LLP	1	5011400	0	0	5011400	3.15	5011400	0	5011400	3.15	0	0	0	3.15	0	0.00	0	0.00	5011400
	JUBILANT ENPRO PRIVATE LIMITED	1	2831000	0	0	2831000	1.78	2831000	0	2831000	1.78	0	0	0	1.78	0	0.00	0	0.00	2831000
	JUBILANT CONSUMER PRIVATE LIMITED	1	0	0	0	0	0.00	0	0	0	0.00	0	0	0	-	0	0.00	0	0.00	0
	JUBILANT ADVISORS LLP	1	0	0	0	0	0.00	0	0	0	0.00	0	0	0	-	0	0.00	0	0.00	0
	Sub-Total(A)(1)	13	74086676	0	0	74086676	46.51	74086676	0	74086676	46.51	0	0	0	46.51	0	0.00	0	0.00	74086676
(2)	Foreign																			
(a)	Individuals (Non- Resident Individuals/ Foreign Individuals)	1	1399925	0	0	1399925	0.88	1399925	0	1399925	0.88	0	0	0	0.88	0	0.00	0	0.00	1399925
	SHYAM SUNDER BHARTIA	1	1399925	0	0	1399925	0.88	1399925	0	1399925	0.88	0	0	0	0.88	0	0.00	0	0.00	1399925
(b)	Government	0	0	0	0	0	0.00	0	0	0	0.00	0	0	0	-	0	0.00	0	0.00	0
(c)	Institutions	0	0	0	0	0	0.00	0	0	0	0.00	0	0	0	-	0	0.00	0	0.00	0
(d)	Foreign Portfolio Investor	0	0	0	0	0	0.00	0	0	0	0.00	0	0	0	-	0	0.00	0	0.00	0
(e)	Any Others (specify) BODIES CORPORATE	4	5230455	0	0	5230455	3.28	5230455	0	5230455	3.28	0	0	0	3.28	0	0	0	0	5230455
	TORINO OVERSEAS LIMITED	1	0	0	0	0	0.00	0	0	0	0.00	0	0	0	-	0	0.00	0	0.00	0
	CUMIN INVESTMENTS LIMITED	1	0	0	0	0	0.00	0	0	0	0.00	0	0	0	-	0	0.00	0	0.00	0
	RANCE INVESTMENT HOLDINGS LIMITED	1	0	0	0	0	0.00	0	0	0	0.00	0	0	0	-	0	0.00	0	0.00	0
	MILLER HOLDINGS PTF. LIMITED	1	5230455	0	0	5230455	3.28	5230455	0	5230455	3.28	0	0	0	3.28	0	0.00	0	0.00	5230455
	Sub-Total (A)(2)	5	6630380	0	0	6630380	4.16	6630380	0	6630380	4.16	0	0	0	4.16	0	0.00	0	0.00	6630380
	Total Shareholding of Promoter and Promoter Group (A)= (A)(1)+(A)(2)	18	80717056	0	0	80717056	50.68	80717056	0	80717056	50.68	0	0	0	50.68	0	0.00	0	0.00	80717056




Table III - Statement showing shareholding pattern of the Public Shareholder

Sr. No.	Category & Name of the Shareholders (I)	Nos. of shareholder (III)	No. of fully paid up equity shares held (IV)	Partly paid-up equity shares held (V)	Nos. of shares underlying Depository Receipts (VI)	Total nos. shares held (VII = IV+V+VI)	Shareholding % calculated as per SCRR, 1957 As a % of (A+B+C2) (VIII)	Number of Voting Rights held in each class of securities (IX)				No. Of Shares Underlying Outstanding convertible securities (X)	No. of Shares Underlying Outstanding Warrants (XI)	No. Of Shares Underlying Outstanding convertible securities and No. Of Warrants (Xi) (a)	Shareholding , as a % assuming full conversion of convertible securities (as a percentage of diluted share capital) (XI)=(VII)+(X) As a % of (A+B+C2)	Number of Locked in shares (XII)		Number of Shares pledged or otherwise encumbered (XIII)		Number of equity shares held in dematerialized form (XIV)
								No of Voting Rights			Total as a % of Total Voting rights					No. (a)	As a % of total Shares held (b)	No. (a)	As a % of total Shares held (b)	
								Class X	Class Y	Total										
(1)	Institutions																			
(a)	Mutual Fund	7	3573555	0	0	3573555	2.24	3573555	0	3573555	2.24	0	0	0	2.24	0	0.00	NA	NA	3573555
	DSP TOP 100 EQUITY FUND	1	1945032	0	0	1945032	1.22	1945032	0	1945032	1.22	0	0	0	1.22	0	0.00	NA	NA	1945032
(b)	Venture Capital Funds	0	0	0	0	0	0.00	0	0	0	0.00	0	0	0	0.00		0.00	NA	NA	0
(c)	Alternate Investment Funds	3	73669	0	0	73669	0.05	73669	0	73669	0.05	0	0	0	0.05	0	0.00	NA	NA	73669
(d)	Foreign Venture Capital Investors	0	0	0	0	0	0.00	0	0	0	0.00	0	0	0	0.00		0.00	NA	NA	0
(e)	Foreign Portfolio Investors	177	43413475	0	0	43413475	27.26	43413475	0	43413475	27.26	0	0	0	27.26	0	0.00	NA	NA	43413475
	LAZARD EMERGING MARKETS SMALL CAP EQUITY TRUST	1	2077829	0	0	2077829	1.30	2077829	0	2077829	1.30	0	0	0	1.30	0	0.00	NA	NA	2077829
	GOVERNMENT PENSION FUND GLOBAL	1	4701511	0	0	4701511	2.95	4701511	0	4701511	2.95	0	0	0	2.95	0	0.00	NA	NA	4701511
	EAST BRIDGE CAPITAL MASTER FUND LIMITED	1	7377759	0	0	7377759	4.63	7377759	0	7377759	4.63	0	0	0	4.63	0	0.00	NA	NA	7377759
	EAST BRIDGE CAPITAL MASTER FUND I LIMITED	1	1769988	0	0	1769988	1.11	1769988	0	1769988	1.11	0	0	0	1.11	0	0.00	NA	NA	1769988
	BNP PARIBAS ARBITRAGE	1	1758262	0	0	1758262	1.10	1758262	0	1758262	1.10	0	0	0	1.10	0	0.00	NA	NA	1758262
	MORGAN STANLEY ASIA (SINGAPORE) PTE.	1	1626012	0	0	1626012	1.02	1626012	0	1626012	1.02	0	0	0	1.02	0	0.00	NA	NA	1626012
(f)	Financial Institutions/ Banks	8	452661	0	0	452661	0.28	452661	0	452661	0.28	0	0	0	0.28	0	0.00	NA	NA	452061
(g)	Insurance Companies	1	69711	0	0	69711	0.04	69711	0	69711	0.04	0	0	0	0.04		0.00	NA	NA	69711
(h)	Provident Funds/ Pension Funds	0	0	0	0	0	0.00	0	0	0	0.00	0	0	0	0.00	0	0.00	NA	NA	0
(i)	Any Others (specify)	0	0	0	0	0	0.00	0	0	0	0.00	0	0	0	0.00	0	0.00	NA	NA	0
	Sub-Total(B)(1)	196	47583071	0	0	47583071	29.87	47583071	0	47583071	29.87	0	0	0	29.87	0	0.00	NA	NA	47582471
(2)	Central Government/ State Government(s)/ President of India	0	0	0	0	0	0.00	0	0	0	0.00	0	0	0	0.00		0.00	NA	NA	0
	Sub-Total (B)(2)	0	0	0	0	0	0.00	0	0	0	0.00	0	0	0	0.00	0	0.00	NA	NA	0
(3)	Non-institutions											0	0	0	0.00	0	0.00	NA	NA	0
(a-i)	Individuals - i. Individual shareholders holding nominal share capital up to Rs. 2 lakhs.	44445	13619544	0	0	13619544	8.55	13619544	0	13619544	8.55	0	0	0	8.55	0	0.00	NA	NA	12886753
(a-ii)	Individuals - ii. Individual shareholders holding nominal share capital in excess of Rs. 2 lakhs.	5	7885209	0	0	7885209	4.95	7885209	0	7885209	4.95	0	0	0	4.95	0	0.00	NA	NA	7885209
	Rakesh Radheshyam Jhunjunwala	1	5500000	0	0	5500000	3.45	5500000	0	5500000	3.45	0	0	0	3.45	0	0.00	NA	NA	5500000
(b)	NBFCs registered with RBI	3	170503	0	0	170503	0.11	170503	0	170503	0.11	0	0	0	0.11	0	0.00	NA	NA	170503
(c)	Employee Trusts\$	0	0	0	0	0	0.00	0	0	0	0.00	0	0	0	0.00	0	0.00	NA	NA	0
(d)	Overseas Depositories (holding DRs) (balancing figure)	0	0	0	0	0	0.00	0	0	0	0.00	0	0	0	0.00		0.00	NA	NA	0
(e)	Any other (Specify)	3007	9305756	0	0	9305756	5.84	9305756	0	9305756	5.84	0	0	0	5.84	0	0.00	NA	NA	9273261
(e-i)	CLEARING MEMBER	187	179811	0	0	179811	0.11	179811	0	179811	0.11	0	0	0	0.11	0	0.00	NA	NA	179811
(e-ii)	BODIES CORPORATE	490	5619765	0	0	5619765	3.53	5619765	0	5619765	3.53	0	0	0	3.53	0	0.00	NA	NA	5618415
(e-iii)	NON RESIDENT INDIAN	1323	696752	0	0	696752	0.44	696752	0	696752	0.44	0	0	0	0.44	0	0.00	NA	NA	665607
(e-iv)	TRUST	8	75763	0	0	75763	0.05	75763	0	75763	0.05	0	0	0	0.05	0	0.00	NA	NA	75763
(e-v)	RFSIDENT (HUF)	997	485090	0	0	485090	0.30	485090	0	485090	0.30	0	0	0	0.30	0	0.00	NA	NA	485090
(e-vi)	JLL-UNCLAIMED SUSPENSE ACCOUNT	1	1209155	0	0	1209155	0.76	1209155	0	1209155	0.76	0	0	0	0.76	0	0.00	NA	NA	1209155
(e-viii)	IEPF	1	1039420	0	0	1039420	0.65	1039420	0	1039420	0.65	0	0	0	0.65		0.00	NA	NA	1039420
	Sub-Total (B)(3)	47460	30981012	0	0	30981012	19.45	30981012	0	30981012	19.45	0	0	0	19.45	0	0	0	0	30215726
	Total Public Shareholding (B)= (B)(1)+(B)(2)+(B)(3)	47656	78564083	0	0	78564083	49.32	78564083	0	78564083	49.32	0	0	0	49.32	0	0	NA	NA	77798197
1. Details of the shareholders acting as person in concert for public including their shareholding (No. and %): Nil																				

1. Details of the shareholders acting as person in concert for public including their shareholding (No. and %): NIL

2. Details of Shares which remain unclaimed may be given here along with details such as number of shareholders, outstanding shares held in demat/unclaimed suspense account, voting rights which are frozen etc.

No. of Shareholders	No. of shares
2120	1209155




Table IV - Statement showing shareholding pattern of the Non Promoter - Non Public Shareholder

Sr. No.	Category & Name of the Shareholders (I)	No. of shareholder (III)	No. of fully paid up equity shares held (IV)	Partly paid-up equity shares held (V)	Nos. of shares underlying Depository Receipts (VI)	Total nos. shares held (VII = IV+V+VI)	Shareholding % calculated as per SCRR, 1957 As a % of (A+B+C2) (VIII)	Number of Voting Rights held in each class of securities (IX)				No. Of Shares Underlying Outstanding convertible securities (X)	No. of Shares Underlying Outstanding Warrants (Xi)	No. Of Shares Underlying Outstanding convertible securities and No. Of Warrants (Xi) (a)	Shareholding , as a % assuming full conversion of convertible securities (as a percentage of diluted share capital) (XI)= (VII)+(X) As a % of (A+B+C2)	Number of Locked in shares (XII)		Number of Shares pledged or otherwise encumbered (XIII)		Number of equity shares held in dematerialized form (XIV)
								No. of Voting Rights			Total as a % of Total Voting rights					No.	As a % of total Shares held	No.	As a % of total Shares held	
								Class X	Class Y	Total										
(1)	Custodian/DR Holder	0	0	0	0	0	0.00	0	0	0	0.00	0			0.00		0.00	NA	NA	0
(2)	Employee Benefit Trust (under SEBI (Share based Employee Benefit) Regulations, 2014)	0	0	0	0	0	0.00	0	0	0	0.00	0			0.00	0	0.00	NA	NA	0
(a)		0	0	0	0	0	0.00	0	0	0	0.00	0			0.00	0	0.00	NA	NA	0
	Total Non-Promoter -Non-Public=(C)(1)+(C)(2)	0	0	0	0	0	0.00	0	0	0	0.00	0			0.00	0	0.00	NA	NA	0




Table V- Statement showing details of significant beneficial owners (SBOs)

* In case the nature of the holding/ exercise of the right of a SBO falls under multiple categories specified under (a) to (e) under Column III, multiple rows for the same SBO shall be inserted accordingly for each of the categories.

This column shall have the details as specified by the listed entity under Form No. BEN-2 as submitted to the Registrar.

