

(I) (a) Statement showing Shareholding Pattern


Name of the Company: JUBILANT LIFE SCIENCES LIMITED			
Scrip Code : 530019		Name of the scrip: JUBILANT	Class of Security : EQUITY
Quarter ended:		June 30, 2015	
Partly paid-up shares:-	No. of partly paid-up shares	As a % of total no. of partly paid-up Shares	As a % of total no. of shares of the company
Held by promoter/promoter group	Nil	Nil	Nil
Held by public	Nil	Nil	Nil
<b>Total</b>	<b>Nil</b>	<b>Nil</b>	<b>Nil</b>
Outstanding convertible securities:-	No. of outstanding securities	As a % of total no. of outstanding convertible securities	As a % of total no. of shares of the company, assuming full conversion of the convertible securities
Held by promoter/promoter group	Nil	Nil	Nil
Held by public	Nil	Nil	Nil
<b>Total</b>	<b>Nil</b>	<b>Nil</b>	<b>Nil</b>
Warrants:-	No. of warrants	As a % of total no. of warrants	As a % of total no. of shares of the company, assuming full conversion of Warrants
Held by promoter/promoter group	Nil	Nil	Nil
Held by public	Nil	Nil	Nil
<b>Total</b>	<b>Nil</b>	<b>Nil</b>	<b>Nil</b>
<b>Total paid-up capital of the Company, assuming full conversion of warrants and convertible securities</b>	No change in the paid-up capital, since no warrants and convertible securities are outstanding Present paid-up capital : Rs.15,92,81,139 (15,92,81,139 equity shares of Re.1 each)		

For Jubilant Life Sciences Limited

  
Rajiv Shah  
Company Secretary

Category code	Category of Shareholder	Number of Shareholders	Total number of shares	Number of Shares held in dematerialized form	Total shareholding as a percentage of total number of shares		Shares pledged or otherwise encumbered	
					As a percentage of (A+B)	As a percentage of (A+B+C)	Number of shares	As a percentage (IX)=(VIII)/(IV)*100
(I)	(II)	(III)	(IV)	(V)	(VI)	(VII)	(VIII)	(IX)=(VIII)/(IV)*100
<b>(A)</b>	<b>Promoter and Promoter Group</b>							
<b>(1)</b>	<b>Indian</b>							
(a)	Individuals/ Hindu Undivided Family	4	503500	503500	0.32	0.32	-	-
(b)	Central Government/ State Government(s)	-	-	-	-	-	-	-
(c)	Bodies Corporate	6	78577176	78577176	49.33	49.33	11137000	14.17
(d)	Financial Institutions/ Banks	-	-	-	-	-	-	-
(e)	Any Other (specify)	-	-	-	-	-	-	-
	<b>Sub-Total (A)(1)</b>	<b>10</b>	<b>79080676</b>	<b>79080676</b>	<b>49.65</b>	<b>49.65</b>	<b>11137000</b>	<b>14.08</b>
<b>(2)</b>	<b>Foreign</b>							
(a)	Individuals (Non-Resident Individuals / Foreign Individuals)	1	1399935	1399935	0.88	0.88	-	-
(b)	Bodies Corporate	3	5570445	5570445	3.50	3.50	-	-
(c)	Institutions	-	-	-	-	-	-	-
(d)	Qualified Foreign Investor	-	-	-	-	-	-	-
(e)	Any Other (specify)	-	-	-	-	-	-	-
	<b>Sub-Total (A)(2)</b>	<b>4</b>	<b>6970380</b>	<b>6970380</b>	<b>4.38</b>	<b>4.38</b>	-	-
	<b>Total Shareholding of Promoter and Promoter Group (A)= (A)(1)+(A)(2)</b>	<b>14</b>	<b>86051056</b>	<b>86051056</b>	<b>54.02</b>	<b>54.02</b>	<b>11137000</b>	<b>12.94</b>
<b>(B)</b>	<b>Public Shareholding</b>							
<b>(1)</b>	<b>Institutions</b>							
(a)	Mutual Funds/ UTI	2	1631	1631	0.00	0.00	-	-
(b)	Financial Institutions/ Banks	10	1256837	1256237	0.79	0.79	-	-
(c)	Central Government/ State Government (s)	-	-	-	-	-	-	-
(d)	Venture Capital Funds	-	-	-	-	-	-	-
(e)	Insurance Companies	-	-	-	-	-	-	-
(f)	Foreign Institutional Investors	49	26988200	26988200	16.94	16.94	-	-
(g)	Foreign Venture Capital Investors	-	-	-	-	-	-	-
(h)	Qualified Foreign Investor	-	-	-	-	-	-	-
(i)	Any Other (specify)	-	-	-	-	-	-	-
	<b>Sub-Total (B)(1)</b>	<b>61</b>	<b>28246668</b>	<b>28246068</b>	<b>17.73</b>	<b>17.73</b>	-	-
<b>(2)</b>	<b>Non-institutions</b>							
(a)	Bodies Corporate	802	10169520	10166080	6.38	6.38	-	-
(b)	Individuals -							
	i. Individual shareholders holding nominal share capital up to Rs. 1 lakh.	26452	14123048	12859625	8.87	8.87	-	-
	ii. Individual shareholders holding nominal share capital in excess of Rs. 1 lakh.	6	963100	963100	0.60	0.60	-	-
(c)	Qualified Foreign Investor	1	468782	468782	0.29	0.29	-	-
(d)	Any Other (specify)	-	-	-	-	-	-	-
(d-i)	Trust	10	5098545	5098545	3.20	3.20	-	-
(d-ii)	Non-Resident Individuals	692	1141020	1093135	0.72	0.72	-	-
(d-iii)	Foreign Portfolio Investor	10	13019400	13019400	8.17	8.17	-	-
	<b>Sub-Total (B)(2)</b>	<b>27973</b>	<b>44983415</b>	<b>43668667</b>	<b>28.24</b>	<b>28.24</b>	-	-
	<b>Total Public Shareholding (B)= (B)(1)+(B)(2)</b>	<b>28034</b>	<b>73230083</b>	<b>71914735</b>	<b>45.98</b>	<b>45.98</b>	-	-
	<b>TOTAL (A)+(B)</b>	<b>28048</b>	<b>159281139</b>	<b>157965791</b>	<b>100.00</b>	<b>100.00</b>	<b>11137000</b>	<b>6.99</b>
<b>(C)</b>	<b>Shares held by Custodians and against which Depository Receipts have been issued</b>							
<b>1</b>	<b>Promoter and Promoter Group</b>	-	-	-	-	-	-	-
<b>2</b>	<b>Public</b>	-	-	-	-	-	-	-
	<b>GRAND TOTAL (A)+(B)+(C)</b>	<b>28048</b>	<b>159281139</b>	<b>157965791</b>	<b>100.00</b>	<b>100.00</b>	<b>11137000</b>	<b>6.99</b>


For Jubilant Life Sciences Limited

  
Rajiv Shah  
Company Secretary

(1)(b) Statement showing holding of securities (including shares, warrants, convertible securities) of persons belonging to the category "Promoter and Promoter Group"

Sr. No.	Name of the shareholder	Details of shares held		Encumbered shares		Details of warrants			Details of convertible securities			Total shares (including underlying shares assuming full conversion of warrants and convertible securities) as a % of diluted share capital (XII)
		No. of shares held (III)	As a % of grand total (A)+(B)+(C) (IV)	Number (V)	As a percentage (VI)=(V)/((III)*100) (VII)	As a % of grand total (A)+(B)+(C) of sub-clause(I)(a)	Number of warrants held (VIII)	As a % of total number of warrants of the same class (IX)	Number of convertible securities held (X)	As a % of number of convertible securities of the same class (XI)		
(I)	(II)	(III)	(IV)	(V)	(VII)	(VIII)	(IX)	(X)	(XI)	(XII)		
1	Mr Shyam Sunder Bhartia	1399935	0.88	-	-	-	-	-	-	-		
2	Mr Hari Shanker Bhartia	360885	0.23	-	-	-	-	-	-	-		
3	Mr Priyavrat Bhartia	3085	0.00	-	-	-	-	-	-	-		
4	Mr Shamit Bhartia	129245	0.08	-	-	-	-	-	-	-		
5	Mrs Kavita Bhartia	10285	0.01	-	-	-	-	-	-	-		
6	Jubilant Stock Holding Private Limited	29676992	18.63	11137000	37.53	6.99	-	-	-	-		
7	Vam Holdings Limited	5681400	3.57	-	-	-	-	-	-	-		
8	SSB Consultants and Management Services Pvt. Ltd.	21007665	13.19	-	-	-	-	-	-	-		
9	HSB Corporate Consultants Pvt. Ltd.	18698979	11.74	-	-	-	-	-	-	-		
10	Jaytee Pvt. Ltd.	7600	0.00	-	-	-	-	-	-	-		
11	Nikita Resources Private Limited	3504540	2.20	-	-	-	-	-	-	-		
12	Rance Investment Holdings Limited	2400000	1.51	-	-	-	-	-	-	-		
13	Cumin Investments Limited	2400000	1.51	-	-	-	-	-	-	-		
14	Torino Overseas Limited	770445	0.48	-	-	-	-	-	-	-		
	<b>TOTAL</b>	<b>86051056</b>	<b>54.02</b>	<b>11137000</b>	<b>12.94</b>	<b>6.99</b>	-	-	-	-		


For Jubilant Life Sciences Limited

  
Rajiv Shah  
Company Secretary

(1)(c) (i) Statement showing holding of securities (including shares, warrants, convertible securities) of persons belonging to the category "Public" and holding more than 1% of the total number of shares

Sr. No.	Name of the shareholder	No. of shares held	Shares as a % of total number of shares (i.e. Grand Total (A)+(B)+(C) indicated in Statement at para (1)(a) above)	Details of warrants		Details of convertible securities		Total shares (including underlying full conversion of warrants and convertible securities) as a % of diluted share capital
				Number of warrants held	As a % of total number of warrants of the same class	Number of convertible securities held	% w.r.t total number of convertible securities of the same class	
1	Deutsche Securities Mauritius Limited	3861216	2.42	-	-	-	-	-
2	Samena Special Situations Mauritius	7624151	4.79	-	-	-	-	-
3	Danske Invest SICAV-SIF-Emerging and Frontier Markets SMID	2235000	1.40	-	-	-	-	-
4	Government Pension Fund Global	4100000	2.57	-	-	-	-	-
5	GHI LTP LTD	2715359	1.70	-	-	-	-	-
6	Aryant Capital India Fund I	2000228	1.26	-	-	-	-	-
7	East Bridge Capital Master Fund Limited	6013994	3.78	-	-	-	-	-
8	Morgan Stanley Asia (Singapore) Pte.	3549037	2.23	-	-	-	-	-
9	Jubilant Employees Welfare Trust	4833496	3.03	-	-	-	-	-
10	JLL- Unclaimed Suspense Account (Transferred in terms of Clause 5A of the Listing Agreement)	2529315	1.59	-	-	-	-	-
	<b>Total</b>	<b>39461796</b>	<b>24.77</b>	-	-	-	-	-

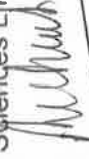
For Jubilant Life Sciences Limited

  
Rajiv Shah  
Company Secretary

**(I)(c) (ii)** Statement showing holding of securities (including shares, warrants, convertible securities) of persons (together with PAC) belonging to the category "Public" and holding more than 5% of the total number of shares of the Company

Sr. No.	Name(s) of the shareholder(s) and the Persons Acting in Concert (PAC) with them	No. of shares held	Shares as a % of total number of shares {i.e. Grand Total (A)+(B)+(C) indicated in Statement at para (I)(a) above}	Details of warrants		Details of convertible securities		Total shares (including underlying full conversion of warrants and convertible securities) as a % of diluted share capital
				Number of warrants held	As a % of total warrants of the same class	Number of convertible securities held	% w.r.t total convertible securities of the same class	
1	-	-	-	-	-	-	-	-
	<b>TOTAL</b>	-	-	-	-	-	-	-

For Jubilant Life Sciences Limited



Rajiv Shah  
Company Secretary

(I)(d) Statement showing details of locked-in shares

Sr. No.	Name of the shareholder	Number of locked-in shares	Locked-in shares as a percentage of total number of shares {i.e., Grand Total (A)+(B)+(C) indicated in Statement at para (I)(a) above}	Promoter/Promoter Group /Public
1	-	-	-	-
<b>TOTAL</b>				
		-	-	-

(II) (a) Statement showing details of Depository Receipts (DRs)

Sr. No.	Type of outstanding DR (ADRs, GDRs, SDRs, etc.)	Number of outstanding DRs	Number of shares underlying outstanding DRs	Shares underlying outstanding DRs as a percentage of total number of shares {i.e., Grand Total (A)+(B)+(C) indicated in Statement at para (I)(a) above}
1	-	-	-	-
<b>TOTAL</b>				
		-	-	-

(II)(b) Statement showing holding of Depository Receipts (DRs), where underlying shares held by 'promoter/promoter group' are in excess of 1% of the total number of shares

Sr. No.	Name of the DR Holder	Type of outstanding DR (ADRs, GDRs, SDRs, etc.)	Number of shares underlying outstanding DRs	Shares underlying outstanding DRs as a percentage of total number of shares {i.e., Grand Total (A)+(B)+(C) indicated in Statement at para (I)(a) above}
1	-	-	-	-
<b>TOTAL</b>				
		-	-	-

(III) (a) Statement showing the voting pattern of shareholders, if more than one class of shares/securities is issued by the issuer

Not applicable, since the Company has not issued any class of securities other than Equity.

For Jubilant Life Sciences Limited



Rajiv Shah  
Company Secretary